

Shanghai Goodview Electronic Technology Co., Ltd.

Specification

TC55H1



Sign and Date by: _____

Customer

Sign and Date by: _____

GoodView

| | | | | | | | |
|-----------|--|---------|------|----------------|----------|------|----|
| File Type | <input type="checkbox"/> Management guide <input type="checkbox"/> Program file <input type="checkbox"/> Management standard <input checked="" type="checkbox"/> Technical manual <input type="checkbox"/> Standard class <input type="checkbox"/> Inspection specification <input type="checkbox"/> Inspection guide <input type="checkbox"/> Inspection standard <input type="checkbox"/> Guidance file <input type="checkbox"/> Technical standard | | | | | | |
| File Code | GV-RD-PJ-039 | Version | V1.0 | Effective Date | 2019/9/1 | Page | 17 |

Content

| | | |
|--------------|--------------------------------------|------------|
| Chapter I. | Revision History | 2 |
| Chapter II. | Summary | 3 |
| 2.1. | Statement | 3 |
| 2.2. | Safety instructions | 4 |
| Chapter III. | Product Parameter | 5 |
| 3.1. | Main Technical Parameters | 5 |
| 3.2. | LCD Panel Technical Parameters | 7 |
| 3.3. | Input Signal | 8 |
| 3.3.1. | HDMI Port | 8 |
| 3.3.2. | VGA Port | 8 |
| 3.4. | Specification Overview | 9 |
| 3.5. | External Interface Portion | 10 |
| Chapter IV. | Mechanical Portion | 11 |
| 4.1. | Outline drawing | 11 |
| Chapter V. | Packaging Portion | 12 |
| 5.1. | Packing Size | 12 |
| 5.2. | Packaging Drawings | 13 |
| 5.3. | Nameplate | 13 |
| 5.4. | Labels | 14 |
| 5.4.1. | Nameplate Labels | 14 |
| 5.4.2. | Packaging Labels | 错误! 未定义书签。 |
| Chapter VI. | Environmental Requirement | 15 |
| 6.1. | Operating Temperature | 15 |
| 6.2. | Storage Temperature | 15 |
| Chapter VII. | ID Rendering | 16 |
| 7.1. | Six Sides Figure | 16 |
| 7.2. | Front View | 16 |
| 7.3. | Back View | 17 |
| 7.4. | End View | 17 |
| 7.5. | Interface Rear View | 18 |

| | | | | | | | |
|-----------|--|---------|------|----------------|----------|------|----|
| File Type | <input type="checkbox"/> Management guide <input type="checkbox"/> Program file <input type="checkbox"/> Management standard <input checked="" type="checkbox"/> Technical manual <input type="checkbox"/> Standard class <input type="checkbox"/> Inspection specification <input type="checkbox"/> Inspection guide <input type="checkbox"/> Inspection standard <input type="checkbox"/> Guidance file <input type="checkbox"/> Technical standard | | | | | | |
| File Code | GV-RD-PJ-039 | Version | V1.0 | Effective Date | 2019/9/1 | Page | 17 |

Chapter II. Summary

2.1. Statement

All parts of this product, including accessories and software, all the intellectual property right are owned by Shanghai Goodview Electronic Technology Co., Ltd. (hereinafter refers to "Goodview") or authorizes the relevant subjects xxxx to use. Without the permission of the right subjects, no copying or translation is allowed.

There is no any form of guarantee, position expression or other implication in this manual, if there is any direct or indirect loss of data, loss of profits or termination of business caused by the product information mentioned in this manual, Goodview and its employees are not liable for it. In addition to this, the product specifications and information mentioned in this manual are only for reference and will be updated at any time without further notice. Faults or damages caused by the following factors are not covered by free warranty:

- Damage caused by natural disasters (floods, fires, earthquakes, lightning strikes, typhoons, etc.), force majeure or inadvertent use of man-made operations.
- Self-assemble, repair, or send the product to a maintenance shop not authorized or certified by Goodview for inspection and repair.
- Damages and faults caused by users who may or request a third party to modify, repair, alter specifications and install, add and expand parts that are not sold, authorized or approved by our company without authorization.
- Usage problems and faults caused by improper installation and setting of software by users themselves.
- Problems and malfunctions caused by computer viruses.
- Warranty identification label of our company is torn or unrecognizable.
- Other problems and faults caused by abnormal use.

The product names mentioned in the user's manual are only for identification, and these names may belong to registered trademarks or copyrights of other companies.

Goodview reserves the right to change any or all specifications without notice. The information contained in this document is subject to change without notice.

For the latest upgrade information of product specifications, please call to Shanghai Goodview Electronic Technology Co., Ltd.

| | | | | | | | |
|-----------|--|---------|------|----------------|----------|------|----|
| File Type | <input type="checkbox"/> Management guide <input type="checkbox"/> Program file <input type="checkbox"/> Management standard <input checked="" type="checkbox"/> Technical manual <input type="checkbox"/> Standard class <input type="checkbox"/> Inspection specification <input type="checkbox"/> Inspection guide <input type="checkbox"/> Inspection standard <input type="checkbox"/> Guidance file <input type="checkbox"/> Technical standard | | | | | | |
| File Code | GV-RD-PJ-039 | Version | V1.0 | Effective Date | 2019/9/1 | Page | 17 |

2.2. Safety instructions

Safety of Electrical

- ✧ In order to avoid serious damage caused by possible electric shock, please remove the power cord of the equipment temporarily from the power socket before moving the equipment
- ✧ When you want to add or remove the hardware device in the system, you must connect the data line of the device first and then the power line. If possible, unplug the power cord of the device before installing the hardware device.
- ✧ Before you connect or unplug any data lines from the module, make sure that all the power lines have been unplugged beforehand.
- ✧ Before using an extension card or an adapter card, we suggest that you seek for professional assistance first. These devices may interfere with the grounding circuit.
- ✧ Make sure that the voltage settings of the power supply have been adjusted to the voltage standard values used in the country/region. If you are not sure what the supply voltage value is in your area, please ask the local power company personnel nearby.
- ✧ If the power supply is damaged, please do not attempt to repair it by yourself. Please seek the help of professional technical service personnel.

Safety in operation

- ✧ Before you install modules and add hardware devices, be sure to read the relevant information provided in this manual in detail.
- ✧ Before using the product, make sure that all the data lines and power lines are connected correctly. If you find any defects, please contact Goodview as soon as possible.
- ✧ In order to avoid electrical short circuit, make sure that all unused screw, paper clip and other parts are put away, and do not leave them on the module or in the equipment.
- ✧ Dust, moisture and drastic temperature changes will affect the life of the motherboard, so please try to avoid placing them in these places.
- ✧ Do not place the equipment in a place that is easy to shake.
- ✧ If there are any technical problems in the use of this product, please contact the technicians who have been verified or experienced.

| | | | | | | | |
|-----------|--|---------|------|----------------|----------|------|----|
| File Type | <input type="checkbox"/> Management guide <input type="checkbox"/> Program file <input type="checkbox"/> Management standard <input checked="" type="checkbox"/> Technical manual <input type="checkbox"/> Standard class <input type="checkbox"/> Inspection specification <input type="checkbox"/> Inspection guide <input type="checkbox"/> Inspection standard <input type="checkbox"/> Guidance file <input type="checkbox"/> Technical standard | | | | | | |
| File Code | GV-RD-PJ-039 | Version | V1.0 | Effective Date | 2019/9/1 | Page | 17 |

Chapter III. Product Parameter

3.1. Main Technical Parameters

| NO | Subtype | Name | Parameter | Unit | Note |
|----|-------------------|-------------------------|---|------|------|
| 1 | | Panel | 54.64 inches (1387.8mm) LED backlight | | |
| 2 | Product Parameter | Product size (mm) | 1275(H)×745.8 (V)×56.8(D) | mm | |
| 3 | | Active size (mm) | 1208.6 (H) ×679.4(V) | mm | |
| 4 | | Color | Gold and black | | |
| 5 | | Weight (Gross) | 36.9 | KG | |
| 6 | | Weight (Net) | 29.4 | KG | |
| 7 | | Speaker | Stereo 2×2W 4Ω | Watt | |
| 8 | | Screen hanging mode | Portrait/Landscape | | |
| 9 | | OSD Language | Chinese\English | | |
| 10 | | Play mode | <input checked="" type="checkbox"/> Horizontal <input checked="" type="checkbox"/> Vertical <input checked="" type="checkbox"/> Split display <input checked="" type="checkbox"/> Play List | | |
| 11 | | Multimedia transmission | USB、WAN、LAN | | |
| 12 | | Watchdog function | Support | | |
| 13 | | Smart volume | Time-sharing volume | | |
| 14 | | Timing function | Multi-time timing power on/off, port timing automatic switch | | |
| 15 | | Management Software | C/S framework: ADPE/Ezposter B/S framework: GTV Information Distribution System | | |
| 16 | Core | CPU | RK 3288 Quad-core ARM Cortex A17 (Max. 1.8GHz) | | |
| 17 | | GPU | Quad-core ARMMail-764 | | |

| | | | | | | | |
|-----------|--|---------|------|----------------|----------|------|----|
| File Type | <input type="checkbox"/> Management guide <input type="checkbox"/> Program file <input type="checkbox"/> Management standard <input checked="" type="checkbox"/> Technical manual <input type="checkbox"/> Standard class <input type="checkbox"/> Inspection specification <input type="checkbox"/> Inspection guide <input type="checkbox"/> Inspection standard <input type="checkbox"/> Guidance file <input type="checkbox"/> Technical standard | | | | | | |
| File Code | GV-RD-PJ-039 | Version | V1.0 | Effective Date | 2019/9/1 | Page | 17 |

| | | | | | | |
|----|--------------|------------------------|--------------------------------|---|-----|--|
| 18 | | Memory | DDR3 2GB | | | |
| 19 | | Storage | 8GB eMMC | | | |
| 20 | | Operation System | Android 7.1 | | | |
| 21 | Touch Panel | Touch Type | Capacitive | | | |
| 22 | | Touch Point | 10 point | | | |
| 23 | | Touch precision | 2.5mm±10% | | | |
| 24 | | Touch resolution | 16384 X 9600 (MAX) | | | |
| 25 | | Response time | < 10ms | | | |
| 26 | | Enter mode | Finger、capacitive stylus | | | |
| 27 | | Smallest touch objects | Single: N/A Multipoint: N/A | | | |
| 28 | Multimedia | Picture | Extension | JPG、JPEG、BMP、PNG, etc | TBD | |
| 29 | | Audio | Extension | MP3 audio format, etc | | |
| 30 | Multimedia | Video | Extension | MPEG1、MPEG2、MPEG4、H.264、WMV、MKV、TS、flv and other mainstream video formats | | |
| | | | Encoder/bit rate | MPEG-1 bitrate<20Mbps MPEG-2 bitrate<20Mbps MPEG-4 bitrate<20Mbps H.264 bitrate<20Mbps AVC bitrate<20Mbps VC-1 bitrate<20Mbps RM bitrate<10Mbps | | |
| 31 | | Text | Extension | .txt | | |
| 32 | | HTMI 5 | | Support | | |
| 33 | Installation | VESA standard | 400×200 (Screw type M6×10mm) | | | |

| | | | | | | | |
|-----------|--|---------|------|----------------|----------|------|----|
| File Type | <input type="checkbox"/> Management guide <input type="checkbox"/> Program file <input type="checkbox"/> Management standard <input checked="" type="checkbox"/> Technical manual <input type="checkbox"/> Standard class <input type="checkbox"/> Inspection specification <input type="checkbox"/> Inspection guide <input type="checkbox"/> Inspection standard <input type="checkbox"/> Guidance file <input type="checkbox"/> Technical standard | | | | | | |
| File Code | GV-RD-PJ-039 | Version | V1.0 | Effective Date | 2019/9/1 | Page | 17 |

| | | | | | | |
|----|---------------|--------------|--|--|--|--|
| 34 | | Hanging mode | VESA installation | | | |
| 35 | Accessories | | 1. Power line×1 2. 2.4G Wi-Fi antenna×1 3. Remote control×1 4. AAA battery×2 5. Double male head USB×1 | | | |
| 36 | Certification | | | | | |

3.2. LCD Panel Technical Parameters

| | Symbol | Parameter | | | Unit | Note |
|----------------------|----------------|----------------------------|-------|-----|-------------------|---------------|
| | | Min | Typ | Max | | |
| LCD Panel Size | | - | 54.64 | - | inches | Led backlight |
| Active Screen Size | | 1209.6 (H) ×680.4(V) | | | mm | |
| Pixel Format | | 3840×2160 | | | Pixels | |
| Panel Luminance | | 360 | 450 | | cd/m ² | |
| Production Luminance | | 305 | 380 | | cd/m ² | |
| Contrast Ratio | CR | 900 | 1300 | - | | |
| Color Depth | | 10bit, 1.07 Million colors | | | | |
| Pixel Pitch | | 0.315 mm x 0.315 mm | | | mm | |
| Color temperature | | 9000 | 11000 | | K | |
| Response Time | G to G BW | - | 9 | 13 | ms | |
| Backlight Life Time | | - | 30000 | - | Hrs | |
| Viewing | Xaxis,right=0° | R | 89 | - | - | |

| | | | | | | | |
|-----------|--|---------|------|----------------|----------|------|----|
| File Type | <input type="checkbox"/> Management guide <input type="checkbox"/> Program file <input type="checkbox"/> Management standard <input checked="" type="checkbox"/> Technical manual <input type="checkbox"/> Standard class <input type="checkbox"/> Inspection specification <input type="checkbox"/> Inspection guide <input type="checkbox"/> Inspection standard <input type="checkbox"/> Guidance file <input type="checkbox"/> Technical standard | | | | | | |
| File Code | GV-RD-PJ-039 | Version | V1.0 | Effective Date | 2019/9/1 | Page | 17 |

| | | | | | | |
|-------|-------------------|---|----|---|---|--|
| Angle | x axis, left=180° | L | 89 | - | - | |
| | y axis, up =90° | U | 89 | - | - | |
| | yaxis, down=270° | D | 89 | - | - | |

3.3. Input Signal

3.3.1. HDMI Port

| Resolution | Refresh |
|------------|------------|
| 1024x768 | @60Hz/50Hz |
| 1600x900 | @60Hz/50Hz |
| 1280x800 | @60Hz/50Hz |
| 1280x720 | @60Hz/50Hz |
| 1280x1024 | @60Hz/50Hz |
| 1360x768 | @60Hz/50Hz |
| 1366x768 | @60Hz/50Hz |
| 1440x900 | @60Hz/75Hz |
| 1680x1050 | @60Hz/50Hz |
| 1920x1080 | @60Hz/50Hz |

3.3.2. VGA Port

| Resolution | Refresh |
|------------|------------|
| 1024x768 | @60Hz/50Hz |
| 1600x900 | @60Hz/50Hz |

| | | | | | | | |
|-----------|--|---------|------|----------------|----------|------|----|
| File Type | <input type="checkbox"/> Management guide <input type="checkbox"/> Program file <input type="checkbox"/> Management standard <input checked="" type="checkbox"/> Technical manual <input type="checkbox"/> Standard class <input type="checkbox"/> Inspection specification <input type="checkbox"/> Inspection guide <input type="checkbox"/> Inspection standard <input type="checkbox"/> Guidance file <input type="checkbox"/> Technical standard | | | | | | |
| File Code | GV-RD-PJ-039 | Version | V1.0 | Effective Date | 2019/9/1 | Page | 17 |

| | |
|-----------|------------|
| 1280x800 | @60Hz/50Hz |
| 1280x720 | @60Hz/50Hz |
| 1280x1024 | @60Hz/50Hz |
| 1360x768 | @60Hz/50Hz |
| 1366x768 | @60Hz/50Hz |
| 1440x900 | @60Hz/75Hz |
| 1680x1050 | @60Hz/50Hz |
| 1920x1080 | @60Hz/50Hz |

3.4. Specification Overview

3.4.1 AC Input Electrical Characteristics

| Item | Symbol | Values | | | Unit | Note |
|------------------------|--------|--------|-----|------|------|------|
| | | Min | Typ | Max | | |
| AC Power Input Voltage | AC IN | 100 | 220 | 240 | VAC | |
| AC Power Input Current | TBD | - | - | 1.5A | AAC | |
| Power Consumption | TBD | - | - | 121 | Watt | |

3.4.2. Green mode function

| Item | Symbol | Values | | | Unit | Note |
|----------------------------|--------|--------|-----|-----|------|------|
| | | Min | Typ | Max | | |
| Stand-by power consumption | TBD | / | / | 0.5 | Watt | |

| | | | | | | | |
|-----------|--|---------|------|----------------|----------|------|----|
| File Type | <input type="checkbox"/> Management guide <input type="checkbox"/> Program file <input type="checkbox"/> Management standard <input checked="" type="checkbox"/> Technical manual <input type="checkbox"/> Standard class <input type="checkbox"/> Inspection specification <input type="checkbox"/> Inspection guide <input type="checkbox"/> Inspection standard <input type="checkbox"/> Guidance file <input type="checkbox"/> Technical standard | | | | | | |
| File Code | GV-RD-PJ-039 | Version | V1.0 | Effective Date | 2019/9/1 | Page | 17 |

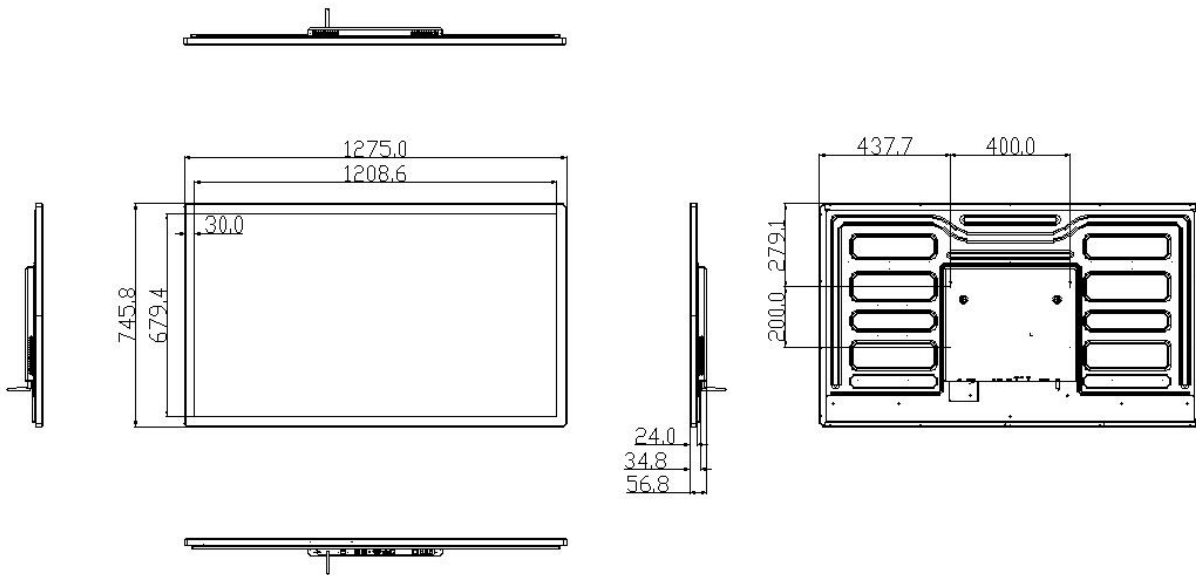
3.5. External Interface Portion

| NO | Subtype | Name | Number | Parameter |
|----|-------------------|-------------------|--------|---|
| 1 | AC input | Coupler | ×1 | Plum shaped terminal |
| 2 | | AC Switch | ×1 | Double pole single throw boat switch |
| 3 | Input Terminals | HDMI | ×1 | 2.0 |
| 4 | | VGA | ×1 | 1D-SUB 15pin |
| 5 | | Analog Audio in | ×1 | 3.5mm |
| 6 | Control Terminals | Ethernet RJ45 | ×1 | 100M Ethernet |
| 7 | | WiFi Bluetooth | ×1 | 2.4G/5G 802.11b/g/n/ac Bluetooth 4.2 |
| 8 | | USB 2.0 | ×3 | USB OTG USB HOST USB TOUCH |
| 9 | | Storage extension | ×1 | Micro TF Card 32G (Max) |

| | | | | | | | |
|-----------|--|---------|------|----------------|----------|------|----|
| File Type | <input type="checkbox"/> Management guide <input type="checkbox"/> Program file <input type="checkbox"/> Management standard <input checked="" type="checkbox"/> Technical manual <input type="checkbox"/> Standard class <input type="checkbox"/> Inspection specification <input type="checkbox"/> Inspection guide <input type="checkbox"/> Inspection standard <input type="checkbox"/> Guidance file <input type="checkbox"/> Technical standard | | | | | | |
| File Code | GV-RD-PJ-039 | Version | V1.0 | Effective Date | 2019/9/1 | Page | 17 |

Chapter IV. Mechanical Portion

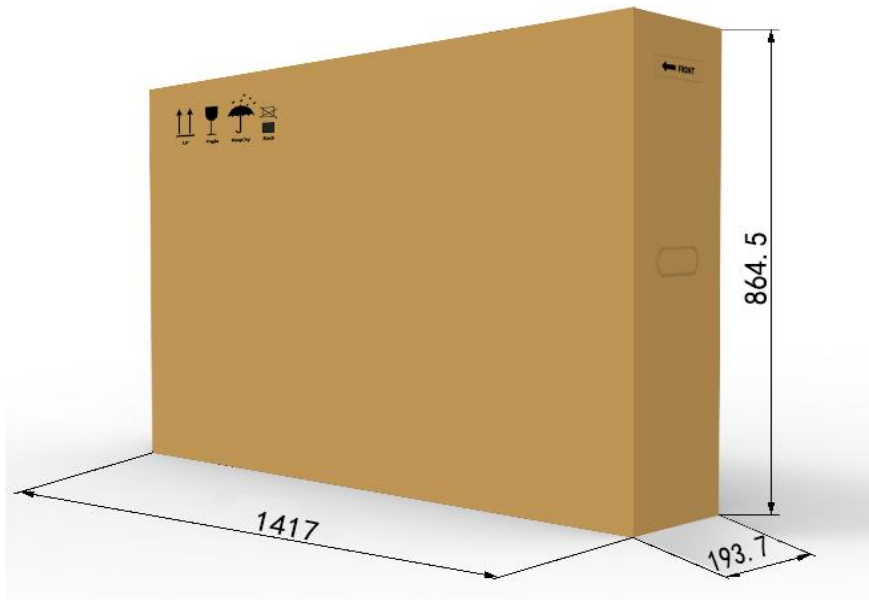
4.1. Outline drawing



| | | | | | | | |
|-----------|--|---------|------|----------------|----------|------|----|
| File Type | <input type="checkbox"/> Management guide <input type="checkbox"/> Program file <input type="checkbox"/> Management standard <input checked="" type="checkbox"/> Technical manual <input type="checkbox"/> Standard class <input type="checkbox"/> Inspection specification <input type="checkbox"/> Inspection guide <input type="checkbox"/> Inspection standard <input type="checkbox"/> Guidance file <input type="checkbox"/> Technical standard | | | | | | |
| File Code | GV-RD-PJ-039 | Version | V1.0 | Effective Date | 2019/9/1 | Page | 17 |

Chapter V. Packaging Portion



5.1. Packing Size



Confidential

| | | | | | | | |
|-----------|--|---------|------|----------------|----------|------|----|
| File Type | <input type="checkbox"/> Management guide <input type="checkbox"/> Program file <input type="checkbox"/> Management standard <input checked="" type="checkbox"/> Technical manual <input type="checkbox"/> Standard class <input type="checkbox"/> Inspection specification <input type="checkbox"/> Inspection guide <input type="checkbox"/> Inspection standard <input type="checkbox"/> Guidance file <input type="checkbox"/> Technical standard | | | | | | |
| File Code | GV-RD-PJ-039 | Version | V1.0 | Effective Date | 2019/9/1 | Page | 17 |

5.2. Packaging Drawings



5.3. Nameplate

| | | | | | | | |
|-----------|--|---------|------|----------------|----------|------|----|
| File Type | <input type="checkbox"/> Management guide <input type="checkbox"/> Program file <input type="checkbox"/> Management standard <input checked="" type="checkbox"/> Technical manual <input type="checkbox"/> Standard class <input type="checkbox"/> Inspection specification <input type="checkbox"/> Inspection guide <input type="checkbox"/> Inspection standard <input type="checkbox"/> Guidance file <input type="checkbox"/> Technical standard | | | | | | |
| File Code | GV-RD-PJ-039 | Version | V1.0 | Effective Date | 2019/9/1 | Page | 17 |

5.4. Labels


5.4.1. Nameplate Labels

Model Number: TC55H1

Part Number:1410177


Remark: *****
GV3288

Serial Number:



JS1320014E19190474A

MODEL NO: TC55H1
POWER RATING:
110-240V~, 50/60Hz, 1.5A
Part Number:1410177



JS1320014E19190474A

| | | | | | | | |
|-----------|--|---------|------|----------------|----------|------|----|
| File Type | <input type="checkbox"/> Management guide <input type="checkbox"/> Program file <input type="checkbox"/> Management standard <input checked="" type="checkbox"/> Technical manual <input type="checkbox"/> Standard class <input type="checkbox"/> Inspection specification <input type="checkbox"/> Inspection guide <input type="checkbox"/> Inspection standard <input type="checkbox"/> Guidance file <input type="checkbox"/> Technical standard | | | | | | |
| File Code | GV-RD-PJ-039 | Version | V1.0 | Effective Date | 2019/9/1 | Page | 17 |

Chapter VI. Environmental Requirement

6.1. Operating Temperature

| Item | Symbol | Values | | | Unit | Note |
|----------------------------|--------|--------|-----|-----|------|-------------------------------------|
| | | Min | Typ | Max | | |
| Operating Temperature | Hop | 0 | - | 40 | °C | |
| Operating Ambient Humidity | Hop | 10% | - | 80% | RH | Relative humidity (non-condensing). |

6.2. Storage Temperature

| Item | Symbol | Values | | | Unit | Note |
|---------------------|--------|--------|-----|-----|------|-------------------------------------|
| | | Min | Typ | Max | | |
| Storage Temperature | HST | -10 | - | 55 | °C | |
| Storage Humidity | HST | 10 | - | 80% | RH | relative humidity (non-condensing). |

| | | | | | | | |
|-----------|--|---------|------|----------------|----------|------|----|
| File Type | <input type="checkbox"/> Management guide <input type="checkbox"/> Program file <input type="checkbox"/> Management standard <input checked="" type="checkbox"/> Technical manual <input type="checkbox"/> Standard class <input type="checkbox"/> Inspection specification <input type="checkbox"/> Inspection guide <input type="checkbox"/> Inspection standard <input type="checkbox"/> Guidance file <input type="checkbox"/> Technical standard | | | | | | |
| File Code | GV-RD-PJ-039 | Version | V1.0 | Effective Date | 2019/9/1 | Page | 17 |

Chapter VII. ID Rendering

7.1. Six Sides Figure



7.2. Front View



| | | | | | | | |
|-----------|--|---------|------|----------------|----------|------|----|
| File Type | <input type="checkbox"/> Management guide <input type="checkbox"/> Program file <input type="checkbox"/> Management standard <input checked="" type="checkbox"/> Technical manual <input type="checkbox"/> Standard class <input type="checkbox"/> Inspection specification <input type="checkbox"/> Inspection guide <input type="checkbox"/> Inspection standard <input type="checkbox"/> Guidance file <input type="checkbox"/> Technical standard | | | | | | |
| File Code | GV-RD-PJ-039 | Version | V1.0 | Effective Date | 2019/9/1 | Page | 17 |

7.3. Back View



7.4. End View



| | | | | | | | |
|-----------|--|---------|------|----------------|----------|------|----|
| File Type | <input type="checkbox"/> Management guide <input type="checkbox"/> Program file <input type="checkbox"/> Management standard <input checked="" type="checkbox"/> Technical manual <input type="checkbox"/> Standard class <input type="checkbox"/> Inspection specification <input type="checkbox"/> Inspection guide <input type="checkbox"/> Inspection standard <input type="checkbox"/> Guidance file <input type="checkbox"/> Technical standard | | | | | | |
| File Code | GV-RD-PJ-039 | Version | V1.0 | Effective Date | 2019/9/1 | Page | 17 |

7.5. Interface Rear View

