

Shanghai Goodview Electronic Technology Co., Ltd.

# Specification

M98GUQ



Sign and Date by: \_\_\_\_\_

**Customer**

Sign and Date by: \_\_\_\_\_

**Good View**

File Type	<input type="checkbox"/> Management guide <input type="checkbox"/> Program File <input type="checkbox"/> Management standard <input checked="" type="checkbox"/> Technical manual <input type="checkbox"/> Standard class <input type="checkbox"/> Inspection specification <input type="checkbox"/> Inspection guide <input type="checkbox"/> Inspection standard <input type="checkbox"/> Guidance file <input type="checkbox"/> Technical standard						
File Code	GV-RD-PJ-039	Version	V1.0	Product model	M98GUQ	Page	16

## Content

Content.....	1
Chapter I. Revision History .....	错误! 未定义书签。
Chapter II. Summary .....	错误! 未定义书签。
2.1. Statement .....	3
2.2. Safety instructions .....	4
Chapter III. Product Parameter .....	错误! 未定义书签。
3.1. Main Technical Parameters .....	5
3.1.1 LCD Panel Technical Parameters .....	错误! 未定义书签。
3.2. Input Signal .....	错误! 未定义书签。
3.2.1. HDMI Port .....	错误! 未定义书签。
3.2.2. VGA Port .....	错误! 未定义书签。
3.3. Specification Overview .....	错误! 未定义书签。
3.3.1. AC Input Electrical Characteristics .....	错误! 未定义书签。
3.3.2. Green mode function .....	错误! 未定义书签。
3.4. External Interface Portion .....	9
Chapter IV. Mechanical Portion .....	10
4.1. Outline drawing .....	错误! 未定义书签。
Chapter V. Packaging Portion .....	错误! 未定义书签。
5.1. Packing Size .....	11
5.2. Packaging Drawings .....	11
5.3. Nameplate .....	错误! 未定义书签。
5.4. Labels .....	错误! 未定义书签。
Chapter VI. Environmental Requirement .....	错误! 未定义书签。
6.1. Operating Temperature .....	13
6.2. Storage Temperature .....	错误! 未定义书签。
Chapter VII. ID Rendering .....	14
7.1. Six Sides Figure .....	错误! 未定义书签。
7.2. Front View .....	错误! 未定义书签。
7.3. Back View .....	错误! 未定义书签。
7.4. End View .....	错误! 未定义书签。
7.5. Interface Rear View .....	错误! 未定义书签。

File Type	<input type="checkbox"/> Management guide <input type="checkbox"/> Program File <input type="checkbox"/> Management standard <input checked="" type="checkbox"/> Technical manual <input type="checkbox"/> Standard class <input type="checkbox"/> Inspection specification <input type="checkbox"/> Inspection guide <input type="checkbox"/> Inspection standard <input type="checkbox"/> Guidance file <input type="checkbox"/> Technical standard						
	File Code	GV-RD-PJ-039	Version	V1.0	Product model	M98GUQ	Page

### I. Revision History

Parts No.	Version	Revision History	Date	Written by	Auditing	Approval
1440276	V1.0	First issue	2023/1/10	张梦丽	/	王晚帆

File Type	<input type="checkbox"/> Management guide <input type="checkbox"/> Program File <input type="checkbox"/> Management standard <input checked="" type="checkbox"/> Technical manual <input type="checkbox"/> Standard class <input type="checkbox"/> Inspection specification <input type="checkbox"/> Inspection guide <input type="checkbox"/> Inspection standard <input type="checkbox"/> Guidance file <input type="checkbox"/> Technical standard						
File Code	GV-RD-PJ-039	Version	V1.0	Product model	M98GUQ	Page	16

## II. Summary

### 2.1. Statement

All parts of this product, including accessories and software, all the intellectual property right are owned by Shanghai Goodview Electronic Technology Co., Ltd. (hereinafter refers to "Goodview") or authorizes the relevant subjects xxxx to use. Without the permission of the right subjects, no copying or translation is allowed.

There is no any form of guarantee, position expression or other implication in this manual, if there is any direct or indirect loss of data, loss of profits or termination of business caused by the product information mentioned in this manual, Goodview and its employees are not liable for it. In addition to this, the product specifications and information mentioned in this manual are only for reference and will be updated at any time without further notice. Faults or damages caused by the following factors are not covered by free warranty:

- Damage caused by natural disasters (floods, fires, earthquakes, lightning strikes, typhoons, etc.), force majeure or inadvertent use of man-made operations.
- Self-assemble, repair, or send the product to a maintenance shop not authorized or certified by Goodview for inspection and repair.
- Damages and faults caused by users who may or request a third party to modify, repair, alter specifications and install, add and expand parts that are not sold, authorized or approved by our company without authorization.
- Usage problems and faults caused by improper installation and setting of software by users themselves.
- Problems and malfunctions caused by computer viruses.
- Warranty identification label of our company is torn or unrecognizable.
- Other problems and faults caused by abnormal use.

The product names mentioned in the user's manual are only for identification, and these names may belong to registered trademarks or copyrights of other companies.

Goodview reserves the right to change any or all specifications without notice. The information contained in this document is subject to change without notice.

For the latest upgrade information of product specifications, please call to Shanghai Goodview Electronic Technology Co., Ltd.

File Type	<input type="checkbox"/> Management guide <input type="checkbox"/> Program File <input type="checkbox"/> Management standard <input checked="" type="checkbox"/> Technical manual <input type="checkbox"/> Standard class <input type="checkbox"/> Inspection specification <input type="checkbox"/> Inspection guide <input type="checkbox"/> Inspection standard <input type="checkbox"/> Guidance file <input type="checkbox"/> Technical standard						
File Code	GV-RD-PJ-039	Version	V1.0	Product model	M98GUQ	Page	16

## 2.2. Safety instructions

### Safety of Electrical

- ✧ In order to avoid serious damage caused by possible electric shock, please remove the power cord of the equipment temporarily from the power socket before moving the equipment
- ✧ When you want to add or remove the hardware device in the system, you must connect the data line of the device first and then the power line. If possible, unplug the power cord of the device before installing the hardware device.
- ✧ Before you connect or unplug any data lines from the module, make sure that all the power lines have been unplugged beforehand.
- ✧ Before using an extension card or an adapter card, we suggest that you seek for professional assistance first. These devices may interfere with the grounding circuit.
- ✧ Make sure that the voltage settings of the power supply have been adjusted to the voltage standard values used in the country/region. If you are not sure what the supply voltage value is in your area, please ask the local power company personnel nearby.
- ✧ If the power supply is damaged, please do not attempt to repair it by yourself. Please seek the help of professional technical service personnel.

### Safety in operation

- ✧ Before you install modules and add hardware devices, be sure to read the relevant information provided in this manual in detail.
- ✧ Before using the product, make sure that all the data lines and power lines are connected correctly. If you find any defects, please contact Goodview as soon as possible.
- ✧ In order to avoid electrical short circuit, make sure that all unused screw, paper clip and other parts are put away, and do not leave them on the module or in the equipment.
- ✧ Dust, moisture and drastic temperature changes will affect the life of the motherboard, so please try to avoid placing them in these places.
- ✧ Do not place the equipment in a place that is easy to shake.
- ✧ If there are any technical problems in the use of this product, please contact the technicians who have been verified or experienced.

File Type	<input type="checkbox"/> Management guide <input type="checkbox"/> Program File <input type="checkbox"/> Management standard <input checked="" type="checkbox"/> Technical manual <input type="checkbox"/> Standard class <input type="checkbox"/> Inspection specification <input type="checkbox"/> Inspection guide <input type="checkbox"/> Inspection standard <input type="checkbox"/> Guidance file <input type="checkbox"/> Technical standard						
File Code	GV-RD-PJ-039	Version	V1.0	Product model	M98GUQ	Page	16

### III. Product Parameter

#### 3.1. Main Technical Parameters

NO	Subtype	Name	Parameter	Unit	Note
1		Panel	98 inches LED backlight		
2	Product Parameter	Product size (mm)	2212.9(H)×1268.4 (V)×79.4(D)	mm	
3		Active size (mm)	2158.8(H)×1214.4(V)	mm	
4		Color	Black		
5		Weight (Gross)	90.80	KG	
6		Weight (Net)	69.90	KG	
7		Speaker	2×10W	Watt	
8		Display direction	<input checked="" type="checkbox"/> Vertical <input checked="" type="checkbox"/> Horizontal		
9		OSD Language	Chinese\English		
10		Play mode	<input checked="" type="checkbox"/> Horizontal <input checked="" type="checkbox"/> Vertical <input checked="" type="checkbox"/> Split display <input checked="" type="checkbox"/> Play List		
11		Multimedia transmission	USB,LAN,WAN		
12	Function	Smart volume	Time sharing volume		
13		Watch dog	Support		
14		Timer	Multi-period timing switch		
15		Management software	B/S framework: GTV Information Distribution System		
16	Core	CPU	Quad-core A55		

File Type	<input type="checkbox"/> Management guide <input type="checkbox"/> Program File <input type="checkbox"/> Management standard <input checked="" type="checkbox"/> Technical manual <input type="checkbox"/> Standard class <input type="checkbox"/> Inspection specification <input type="checkbox"/> Inspection guide <input type="checkbox"/> Inspection standard <input type="checkbox"/> Guidance file <input type="checkbox"/> Technical standard						
File Code	GV-RD-PJ-039	Version	V1.0	Product model	M98GUQ	Page	16

17		GPU	Mali G52MP2			
18		Memory	4GB			
19		Storage	32GB eMMC			
20		Operation System	Android 11			
21		Picture	Extension	*.jpg, *.jpeg, *.bmp, *.png		
22		Audio	Extension	*.mp3		
23	Multimedia	Video	Extension	MPEG1、MPEG2、MPEG4、WMV、MKV、AVI、TS、flv		
			Encoder	MPEG-1	bitrate<20Mbps	
				MPEG-2	bitrate<20Mbps	
				MPEG-4	bitrate<20Mbps	
				H.264	bitrate<20Mbps	
				AVC	bitrate<20Mbps	
				VC-1	bitrate<20Mbps	
				RM	bitrate<10Mbps	
24		Text	Extension	.txt		
25		HTML 5		Support		
26	Installation	VESA standard		800x600		
27		Installation mode		VESA		
28	Accessories	1. National standard power cord 3m×1 2. Remote control × 1 3. AAA battery × 2 4. WIFI module × 1 5. HDMI cable 3mx1 6. Warranty card certificate x1 7. User manual x1				
29	Certification	CCC CECP CE FCC				

File Type	<input type="checkbox"/> Management guide <input type="checkbox"/> Program File <input type="checkbox"/> Management standard <input checked="" type="checkbox"/> Technical manual <input type="checkbox"/> Standard class <input type="checkbox"/> Inspection specification <input type="checkbox"/> Inspection guide <input type="checkbox"/> Inspection standard <input type="checkbox"/> Guidance file <input type="checkbox"/> Technical standard						
File Code	GV-RD-PJ-039	Version	V1.0	Product model	M98GUQ	Page	16

### 3.1.1 LCD Panel Technical Parameters

	Symbol	Parameter			Unit	Note
		Min	Typ	Max		
LCD Panel Size		-	98	-	inches	Led backlight
Active Screen Size		2158.8(H)×1214.4(V)			mm	
Pixel Format		3840×2160			Pixels	
Panel Luminance			500	-	cd/m <sup>2</sup>	
Product Luminance			500	-	cd/m <sup>2</sup>	
Contrast Ratio	CR		1200	-		
Color Depth		10bit, 1.07 Billion colors				
Pixel Pitch		0.5622×0.5622			mm	
Color temperature		-	-	-	K	
Color Gamut		-	72%	-		
Response Time	G to G BW	-	8		ms	
Backlight Life Time		-	50000	-	Hrs	
Viewing Angle	Xaxis, right=0°	R	89	-	-	
	x axis, left=180°	L	89	-	-	
	y axis, up =90°	U	89	-	-	
	yaxis, down=270°	D	89	-	-	



File Type	<input type="checkbox"/> Management guide <input type="checkbox"/> Program File <input type="checkbox"/> Management standard <input checked="" type="checkbox"/> Technical manual <input type="checkbox"/> Standard class <input type="checkbox"/> Inspection specification <input type="checkbox"/> Inspection guide <input type="checkbox"/> Inspection standard <input type="checkbox"/> Guidance file <input type="checkbox"/> Technical standard						
File Code	GV-RD-PJ-039	Version	V1.0	Product model	M98GUQ	Page	16

## 3.2 Input Signal

### 3.1 HDMI Port

Resolution	Refresh
1024x768	@60Hz/50Hz
1600x900	@60Hz/50Hz
1280x800	@60Hz/50Hz
1280x720	@60Hz/50Hz
1280x1024	@60Hz/50Hz
1360x768	@60Hz/50Hz
1366x768	@60Hz/50Hz
1440x900	@60Hz/75Hz
1680x1050	@60Hz/50Hz
1920x1080	@60Hz/50Hz

### 3.2.2 VGA Port

Resolution	Refresh
1024x768	@60Hz/50Hz
1600x900	@60Hz/50Hz
1280x800	@60Hz/50Hz
1280x720	@60Hz/50Hz
1280x1024	@60Hz/50Hz
1360x768	@60Hz/50Hz
1366x768	@60Hz/50Hz

File Type	<input type="checkbox"/> Management guide <input type="checkbox"/> Program File <input type="checkbox"/> Management standard <input checked="" type="checkbox"/> Technical manual <input type="checkbox"/> Standard class <input type="checkbox"/> Inspection specification <input type="checkbox"/> Inspection guide <input type="checkbox"/> Inspection standard <input type="checkbox"/> Guidance file <input type="checkbox"/> Technical standard						
File Code	GV-RD-PJ-039	Version	V1.0	Product model	M98GUQ	Page	16

1440x900	@60Hz/75Hz
1680x1050	@60Hz/50Hz
1920x1080	@60Hz/50Hz

### 3.3 Specification Overview

#### 3.3.1 AC Input Electrical Characteristics

Item	Symbol	Values			Unit	Note
		Min	Typ	Max		
AC Power Input Voltage	AC IN	100	220	240	VAC	
AC Power Input Current		-	-	5.5A	AAC	
Power Consumption		-	-	550	Watt	

#### 3.3.2 Green mode function

Item	Symbol	Values			Unit	Note
		Min	Typ	Max		
Stand-by power consumption		-	-	0.5	Watt	

### 3.4 External Interface Portion

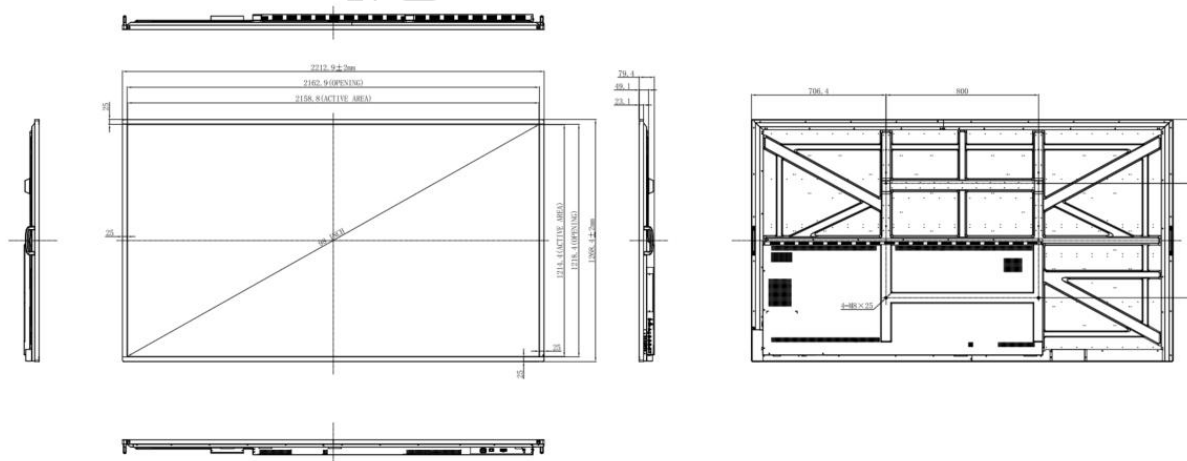
NO	Subtype	Name	Number	Parameter
1	Ac input	Coupler	×1	Torx tail
2		AC Switch	×1	Rocker switch
3	Input/output	HDMI IN	×3	Supports HDCP 2.1, CEC, ARC (HDMI 1), up to 4K@60Hz

File Type	<input type="checkbox"/> Management guide <input type="checkbox"/> Program File <input type="checkbox"/> Management standard <input checked="" type="checkbox"/> Technical manual <input type="checkbox"/> Standard class <input type="checkbox"/> Inspection specification <input type="checkbox"/> Inspection guide <input type="checkbox"/> Inspection standard <input type="checkbox"/> Guidance file <input type="checkbox"/> Technical standard						
File Code	GV-RD-PJ-039	Version	V1.0	Product model	M98GUQ	Page	16

4	Terminals	Type-c	×1	Video, audio, external charging 65W, LAN network sharing
5		HDMI OUT	×1	Maximum support 4K@60Hz , only supports HDMI IN signal output, not Android channel and HDMI 3 signal output
6		Audio out	×1	3.5mm headphone connector
7		SPDIF	×1	PCM output format
8	Control Terminals	RJ45 IN	×1	10M/100M/1000Mbps
9		RJ45 OUT	×1	10M/100M/1000Mbps
10		WiFi	×1	2.4/5G WiFi IEEE802.11b/g/n
11		USB2.0	×1	For system upgrade
12		USB3.0	×1	External USB flash disk, mouse and other peripherals
13		RS232	×1	Baud rate 115200

## VI. Mechanical Portion

### 4.1 Outline drawing



File Type	<input type="checkbox"/> Management guide <input type="checkbox"/> Program File <input type="checkbox"/> Management standard <input checked="" type="checkbox"/> Technical manual <input type="checkbox"/> Standard class <input type="checkbox"/> Inspection specification <input type="checkbox"/> Inspection guide <input type="checkbox"/> Inspection standard <input type="checkbox"/> Guidance file <input type="checkbox"/> Technical standard						
	File Code	GV-RD-PJ-039	Version	V1.0	Product model	M98GUQ	Page

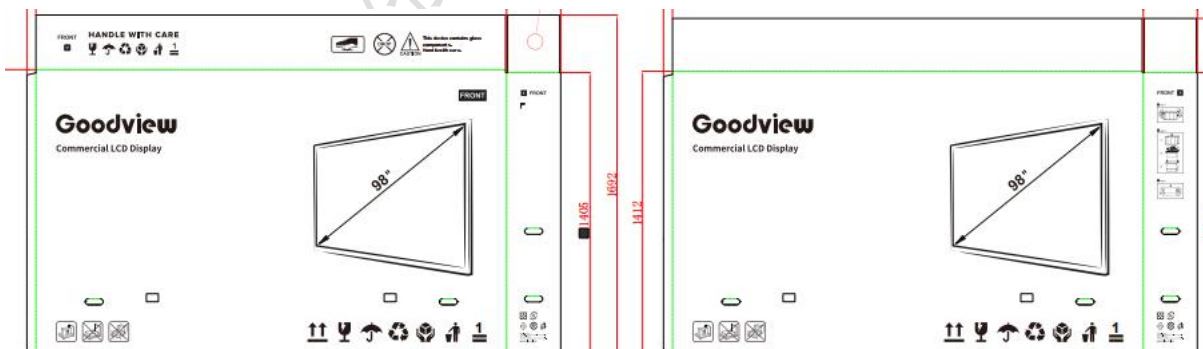
## IV. Packaging Portion

### 5.1 Packing Size



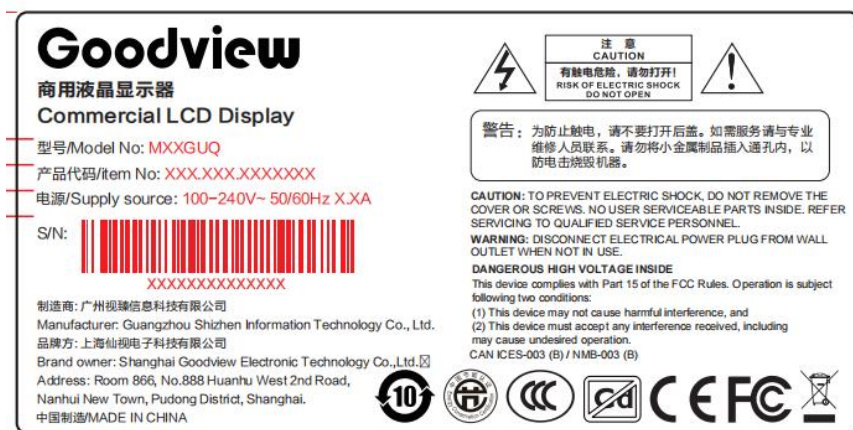
单位: mm

### 5.2 Packaging Drawings



File Type	<input type="checkbox"/> Management guide <input type="checkbox"/> Program File <input type="checkbox"/> Management standard <input checked="" type="checkbox"/> Technical manual <input type="checkbox"/> Standard class <input type="checkbox"/> Inspection specification <input type="checkbox"/> Inspection guide <input type="checkbox"/> Inspection standard <input type="checkbox"/> Guidance file <input type="checkbox"/> Technical standard						
	File Code	GV-RD-PJ-039	Version	V1.0	Product model	M98GUQ	Page

### 5.3 Nameplate



### 5.4 Labels



File Type	<input type="checkbox"/> Management guide <input type="checkbox"/> Program File <input type="checkbox"/> Management standard <input checked="" type="checkbox"/> Technical manual <input type="checkbox"/> Standard class <input type="checkbox"/> Inspection specification <input type="checkbox"/> Inspection guide <input type="checkbox"/> Inspection standard <input type="checkbox"/> Guidance file <input type="checkbox"/> Technical standard						
File Code	GV-RD-PJ-039	Version	V1.0	Product model	M98GUQ	Page	16

## V. Environmental Requirement

### 6.1 Operating Temperature

Item	Symbol	Values			Unit	Note
		Min	Typ	Max		
Operating Temperature	Hop	0	-	40	°C	
Operating Ambient Humidity	Hop	10%	-	80%	%RH	Relative humidity (non-condensing).

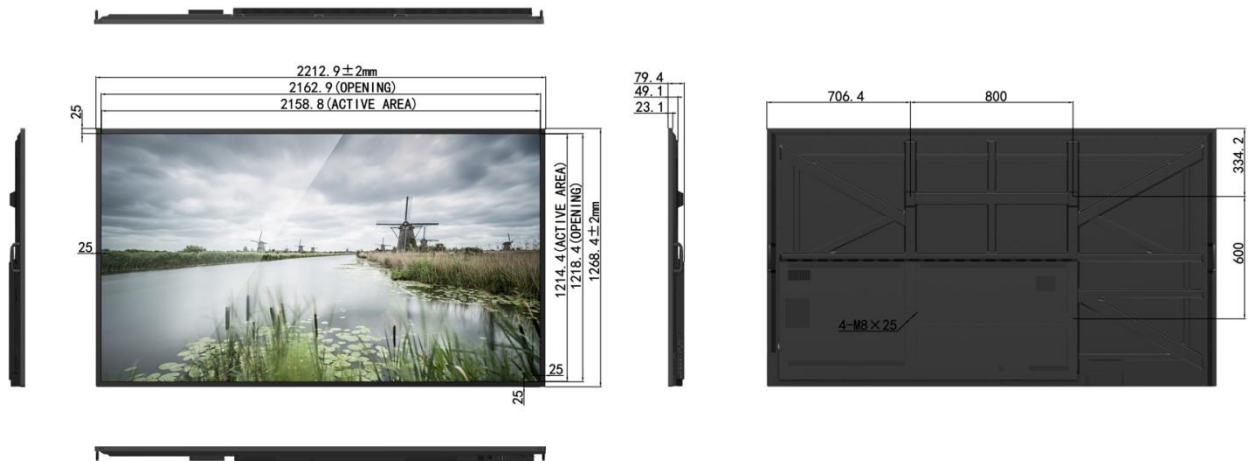
### 6.2 Storage Temperature

Item	Symbol	Values			Unit	Note
		Min	Typ	Max		
Storage Temperature	HST	-10	-	55	°C	
Storage Humidity	HST	10%	-	80%	%RH	relative humidity (non-condensing).

File Type	<input type="checkbox"/> Management guide <input type="checkbox"/> Program File <input type="checkbox"/> Management standard <input checked="" type="checkbox"/> Technical manual <input type="checkbox"/> Standard class <input type="checkbox"/> Inspection specification <input type="checkbox"/> Inspection guide <input type="checkbox"/> Inspection standard <input type="checkbox"/> Guidance file <input type="checkbox"/> Technical standard						
File Code	GV-RD-PJ-039	Version	V1.0	Product model	M98GUQ	Page	16

## VI. ID Rendering

### 7.1 Six Sides Figure



### 7.2 Front view



File Type	<input type="checkbox"/> Management guide <input type="checkbox"/> Program File <input type="checkbox"/> Management standard <input checked="" type="checkbox"/> Technical manual <input type="checkbox"/> Standard class <input type="checkbox"/> Inspection specification <input type="checkbox"/> Inspection guide <input type="checkbox"/> Inspection standard <input type="checkbox"/> Guidance file <input type="checkbox"/> Technical standard						
File Code	GV-RD-PJ-039	Version	V1.0	Product model	M98GUQ	Page	16

### 7.3 Back view



### 7.4 End View





File Type	<input type="checkbox"/> Management guide <input type="checkbox"/> Program File <input type="checkbox"/> Management standard <input checked="" type="checkbox"/> Technical manual <input type="checkbox"/> Standard class <input type="checkbox"/> Inspection specification <input type="checkbox"/> Inspection guide <input type="checkbox"/> Inspection standard <input type="checkbox"/> Guidance file <input type="checkbox"/> Technical standard						
File Code	GV-RD-PJ-039	Version	V1.0	Product model	M98GUQ	Page	16

## 7.5 Interface Rear View



Goodview技术资料