

Shanghai Goodview Electronic Technology Co., Ltd

Specification

M55SAR

TRIAL



Sign and Date by: _____

Customer

Sign and Date by: _____

Good View

File Type	<input type="checkbox"/> Management guide <input type="checkbox"/> Program File <input type="checkbox"/> Management standard <input checked="" type="checkbox"/> Technical manual <input type="checkbox"/> Standard class <input type="checkbox"/> Inspection specification <input type="checkbox"/> Inspection guide <input type="checkbox"/> Inspection standard <input type="checkbox"/> Guidance file <input type="checkbox"/> Technical standard						
File No.	GV-RD-PJ-039	Version	V1.0	Model	M55SAH	Pages	16

Contents

Contents	1
Chapter 1. Revision History	2
Chapter 2. Summary	3
2.1. Statement	3
2.2. Safety instructions	4
Chapter 3. Product Parameter	5
3.1. Main Technical Parameters	5
3.2. LCD Panel Technical Parameters	7
3.3. Input Signal	7
3.3.1. HDMI Port	7
3.3.2. VGA Port	8
3.4. Specification Overview	9
3.4.1. AC Input Electrical Characteristics	9
3.4.2. Green mode function	9
3.5. External Interface Portion	9
Chapter 4. Mechanical Portion	10
4.1. Outline Drawing	10
Chapter 5. Packaging Portion	11
5.1. Packing Size	11
5.2. Packaging Drawings	12
5.3. Nameplate	12
5.4. Labels	13
Chapter 6. Environmental Requirement	13
6.1. Operating Temperature	13
6.2. Storage Temperature	14
Chapter 7. ID Rendering	14
7.1. Six Sides Figure	14
7.2. Front view	15
7.3. Back view	15
7.4. End view	16
7.5. Interface rear view	16

File Type	<input type="checkbox"/> Management guide <input type="checkbox"/> Program File <input type="checkbox"/> Management standard <input checked="checked" type="checkbox"/> Technical manual <input type="checkbox"/> Standard class <input type="checkbox"/> Inspection specification <input type="checkbox"/> Inspection guide <input type="checkbox"/> Inspection standard <input type="checkbox"/> Guidance file <input type="checkbox"/> Technical standard						
File No.	GV-RD-PJ-039	Version	V1.0	Model	M55SAH	Pages	16

Chapter 1. Revision History

Product No.	Version	Revision History	Released Date	Written by	Audit	Approve
1270132	V1.0	初版拟定	2022/8/15	胡俊杰 胡子仲		王眺帆

File Type	<input type="checkbox"/> Management guide <input type="checkbox"/> Program File <input type="checkbox"/> Management standard <input checked="" type="checkbox"/> Technical manual <input type="checkbox"/> Standard class <input type="checkbox"/> Inspection specification <input type="checkbox"/> Inspection guide <input type="checkbox"/> Inspection standard <input type="checkbox"/> Guidance file <input type="checkbox"/> Technical standard						
File No.	GV-RD-PJ-039	Version	V1.0	Model	M55SAH	Pages	16

Chapter 2. Summary

2.1. Statement

All parts of this product, including accessories and software, all the intellectual property right are owned by Shanghai Goodview Electronic Technology Co., Ltd. (hereinafter refers to "Goodview") or authorizes the relevant subjects xxxx to use. Without the permission of the right subjects, no copying or translation is allowed.

There is no any form of guarantee, position expression or other implication in this manual, if there is any direct or indirect loss of data, loss of profits or termination of business caused by the product information mentioned in this manual, Goodview and its employees are not liable for it. In addition to this, the product specifications and information mentioned in this manual are only for reference and will be updated at any time without further notice. Faults or damages caused by the following factors are not covered by free warranty:

- Damage caused by natural disasters (floods, fires, earthquakes, lightning strikes, typhoons, etc.), force majeure or inadvertent use of man-made operations.
- Self-assemble, repair, or send the product to a maintenance shop not authorized or certified by Goodview for inspection and repair.
- Damages and faults caused by users who may or request a third party to modify, repair, alter specifications and install, add and expand parts that are not sold, authorized or approved by our company without authorization.
- Usage problems and faults caused by improper installation and setting of software by users themselves.
- Problems and malfunctions caused by computer viruses.
- Warranty identification label of our company is torn or unrecognizable.
- Other problems and faults caused by abnormal use.

The product names mentioned in the user's manual are only for identification, and these names may belong to registered trademarks or copyrights of other companies.

Goodview reserves the right to change any or all specifications without notice. The information contained in this document is subject to change without notice.

For the latest upgrade information of product specifications, please call to Shanghai Goodview Electronic Technology Co., Ltd.

File Type	<input type="checkbox"/> Management guide <input type="checkbox"/> Program File <input type="checkbox"/> Management standard <input checked="" type="checkbox"/> Technical manual <input type="checkbox"/> Standard class <input type="checkbox"/> Inspection specification <input type="checkbox"/> Inspection guide <input type="checkbox"/> Inspection standard <input type="checkbox"/> Guidance file <input type="checkbox"/> Technical standard						
File No.	GV-RD-PJ-039	Version	V1.0	Model	M55SAH	Pages	16

2.2. Safety instructions

Safety of Electrical

- ✧ In order to avoid serious damage caused by possible electric shock, please remove the power cord of the equipment temporarily from the power socket before moving the equipment
- ✧ When you want to add or remove the hardware device in the system, you must connect the data line of the device first and then the power line. If possible, unplug the power cord of the device before installing the hardware device.
- ✧ Before you connect or unplug any data lines from the module, make sure that all the power lines have been unplugged beforehand.
- ✧ Before using an extension card or an adapter card, we suggest that you seek for professional assistance first. These devices may interfere with the grounding circuit.
- ✧ Make sure that the voltage settings of the power supply have been adjusted to the voltage standard values used in the country/region. If you are not sure what the supply voltage value is in your area, please ask the local power company personnel nearby.
- ✧ If the power supply is damaged, please do not attempt to repair it by yourself. Please seek the help of professional technical service personnel.

.....Safety in operation

- ✧ Before you install modules and add hardware devices, be sure to read the relevant information provided in this manual in detail.
- ✧ Before using the product, make sure that all the data lines and power lines are connected correctly. If you find any defects, please contact Goodview as soon as possible.
- ✧ In order to avoid electrical short circuit, make sure that all unused screw, paper clip and other parts are put away, and do not leave them on the module or in the equipment.
- ✧ Dust, moisture and drastic temperature changes will affect the life of the motherboard, so please try to avoid placing them in these places.
- ✧ Do not place the equipment in a place that is easy to shake.
- ✧ If there are any technical problems in the use of this product, please contact the technicians who have been verified or experienced.

File Type	<input type="checkbox"/> Management guide <input type="checkbox"/> Program File <input type="checkbox"/> Management standard <input checked="" type="checkbox"/> Technical manual <input type="checkbox"/> Standard class <input type="checkbox"/> Inspection specification <input type="checkbox"/> Inspection guide <input type="checkbox"/> Inspection standard <input type="checkbox"/> Guidance file <input type="checkbox"/> Technical standard						
File No.	GV-RD-PJ-039	Version	V1.0	Model	M55SAH	Pages	16


Chapter 3. Product Parameter

3.1. Main Technical Parameters

NO	Subtype	Name	Parameter	Unit	Note
1	Panel	Panel	54.64 inches LED		
2	Product Parameter	Product Size(mm)	1233.6(H)×704.4 (V)×94	mm	
3		Active Size(mm)	1209.6(H) ×680.4(V))	mm	
4		Color	Black		
5		Gross Weight	35.2	KG	
6		Net Weight	28.2	KG	
7		Speaker Power	2×2W 4Ω	Watt	
8		Orientation	Landscape / Portrait		
9		OSD Language	Chinese / English		
10		Play mode	Playlist, multi windows play, column play		
11		Media Transmission	USB, LAN, WAN		
12	Function	Smart Volume	Based on time period		
13		WatchDog	Supported		
14		Time control	Multi Time Period auto on/off		
15	Management	GTV C/S structure, ADPE/Ezposter B/S structure GTV publishing system			
16	Core	CPU	RK 3288 Quad Core ARM Cortex A17 (Maximum 1.6GHz)		
17		GPU	Quad Core ARMMail-764		
18		RAM	DDR3 2GB		

File Type Management guide Program File Management standard Technical manual Standard class
 Inspection specification Inspection guide Inspection standard Guidance file Technical standard

File No. **GV-RD-PJ-039** Version V1.0 Model M55SAH Pages 16

19		Storage	8GB eMMC		
20		OS	Android7.1		
39	Media	Pics	Extension	*.jpg, *.jpeg, *.bmp, *.png	
40		Audio	Extension	*.mp3	
41		Video	Extension	.MPEG1, MPEG2, MPEG4, WMV, MKV, AVI, TS, flv etc.	
			Encoder/bit rate	MPEG-1	bitrate<20Mbps
			MPEG-2	bitrate<20Mbps	
			MPEG-4	bitrate<20Mbps	
			H.264	bitrate<20Mbps	
			AVC	bitrate<20Mbps	
			VC-1	bitrate<20Mbps	
			RM	bitrate<10Mbps	
42		Text	Extension	.txt	
43		HTMI 5		Supported	
44	Installation	VESA Standard		200×200 200×400 (Screw type M6×10mm)	
45		Installation		VESA	
46	Accessories	1、 AC power cable ×1 2、 Remote control ×1 3、 AAA battery ×2 4、 WIFI Antenna×1 5、 Infrared remote control receiver × 1 6、 Photosensitive receiver × 1			
47	Authentication				

File Type	<input type="checkbox"/> Management guide <input type="checkbox"/> Program File <input type="checkbox"/> Management standard <input checked="" type="checkbox"/> Technical manual <input type="checkbox"/> Standard class <input type="checkbox"/> Inspection specification <input type="checkbox"/> Inspection guide <input type="checkbox"/> Inspection standard <input type="checkbox"/> Guidance file <input type="checkbox"/> Technical standard						
File No.	GV-RD-PJ-039	Version	V1.0	Model	M55SAH	Pages	16

3.2. LCD Panel Technical Parameters

	Symbol	Parameter			Unit	Note
		Min	Typ	Max		
LCD Panel Size		-	54.64	-	inches	Led
Active Screen Size		1209.6*680.4			mm	
Pixel Format		3840×2160			Pixels	
Panel Luminance		-	3500	-	cd/m ²	
Product Luminance		-	3500	-	cd/m ²	
Contrast Ratio	CR	900	1300	-		
Color Depth		10bit, 1.07 Billion colors				
Pixel Pitch		0.315*0.315			mm	
Color Gamut		-	-	-		
Response Time	G to G BW	-	10	14	ms	
Backlight Life Time		-	30000	-	Hrs	
Viewing Angle	Xaxis, right=0°	R	89	-	-	
	x axis, left=180°	L	89	-	-	
	y axis, up =90°	U	89	-	-	
	yaxis, down=270°	D	89	-	-	

3.3. Input Signal

3.3.1. HDMI Port

Resolution	Refresh
1024x768	@60Hz/50Hz
1600x900	@60Hz/50Hz

File Type Management guide Program File Management standard Technical manual Standard class
 Inspection specification Inspection guide Inspection standard Guidance file Technical standard

File No.	GV-RD-PJ-039	Version	V1.0	Model	M55SAH	Pages	16
----------	---------------------	---------	------	-------	--------	-------	----

1280x800	@60Hz/50Hz
1280x720	@60Hz/50Hz
1280x1024	@60Hz/50Hz
1360x768	@60Hz/50Hz
1366x768	@60Hz/50Hz
1440x900	@60Hz/75Hz
1680x1050	@60Hz/50Hz
1920x1080	@60Hz/50Hz

3.3.2. VGA Port

Resolution	Refresh
1024x768	@60Hz/50Hz
1600x900	@60Hz/50Hz
1280x800	@60Hz/50Hz
1280x720	@60Hz/50Hz
1280x1024	@60Hz/50Hz
1360x768	@60Hz/50Hz
1366x768	@60Hz/50Hz
1440x900	@60Hz/75Hz
1680x1050	@60Hz/50Hz
1920x1080	@60Hz/50Hz

File Type	<input type="checkbox"/> Management guide <input type="checkbox"/> Program File <input type="checkbox"/> Management standard <input checked="" type="checkbox"/> Technical manual <input type="checkbox"/> Standard class <input type="checkbox"/> Inspection specification <input type="checkbox"/> Inspection guide <input type="checkbox"/> Inspection standard <input type="checkbox"/> Guidance file <input type="checkbox"/> Technical standard						
File No.	GV-RD-PJ-039	Version	V1.0	Model	M55SAH	Pages	16

3.4. Specification Overview

3.4.1. AC Input Electrical Characteristics

Item	Symbol	Values			Unit	Note
		Min	Typ	Max		
AC Power Input Voltage	AC IN	100	220	240	VAC	
AC Power Input Current		-	-	2.5A	AAC	
Power Consumption		-	-	355	Watt	

3.4.2. Green mode function

Item	Symbol	Values			Unit	Note
		Min	Typ	Max		
Standby Power consumption		-	-	-	Watt	

3.5. External Interface Portion

NO	Subtype	Name	Number	Parameter
1	Ac input	Coupler	×1	Quincunx
2		AC Switch	×1	Rocker Switch
3	Input Terminals	HDMI	×1	2.0
4		VGA	×1	1D-SUB 15pin
5		VGA Audio in	×1	3.5mm
6	Control Terminals	Ethernet RJ45	×1	100M
7		WiFi	×1	2.4G/5G 802.11b/g/n/ac
		Bluetooth		Bluetooth 4.2
8		USB2.0	×2	USB OTG USB HOST

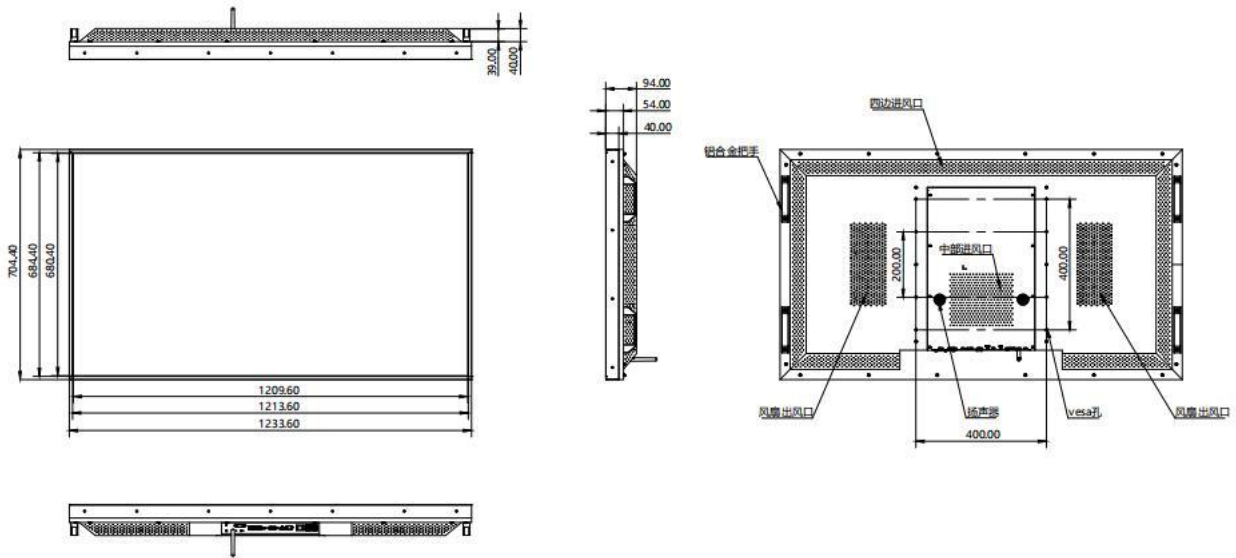
File Type Management guide Program File Management standard Technical manual Standard class
 Inspection specification Inspection guide Inspection standard Guidance file Technical standard

File No.	GV-RD-PJ-039	Version	V1.0	Model	M55SAH	Pages	16
----------	--------------	---------	------	-------	--------	-------	----

9		Storage	×1	Micro TF Card	32G (Max)
10		LIGHT SENSEOR	×1	4Pin	
11		IR IN	×1	JACK 3.5mm	

Chapter 4. Mechanical Portion

4.1. Outline Drawing



COM

File Type	<input type="checkbox"/> Management guide <input type="checkbox"/> Program File <input type="checkbox"/> Management standard <input checked="" type="checkbox"/> Technical manual <input type="checkbox"/> Standard class <input type="checkbox"/> Inspection specification <input type="checkbox"/> Inspection guide <input type="checkbox"/> Inspection standard <input type="checkbox"/> Guidance file <input type="checkbox"/> Technical standard						
File No.	GV-RD-PJ-039	Version	V1.0	Model	M55SAH	Pages	16

Chapter 5. Packaging Portion

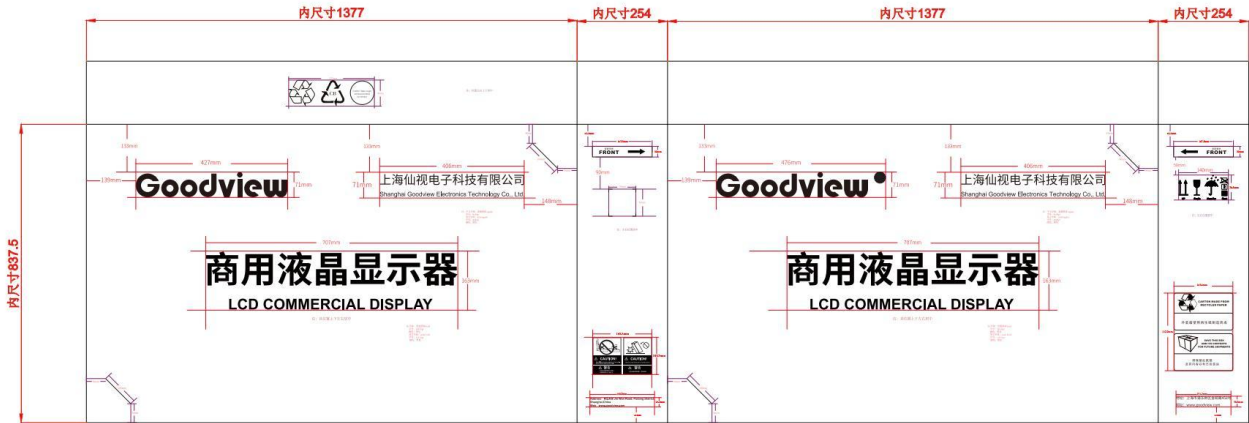
5.1. Packing Size



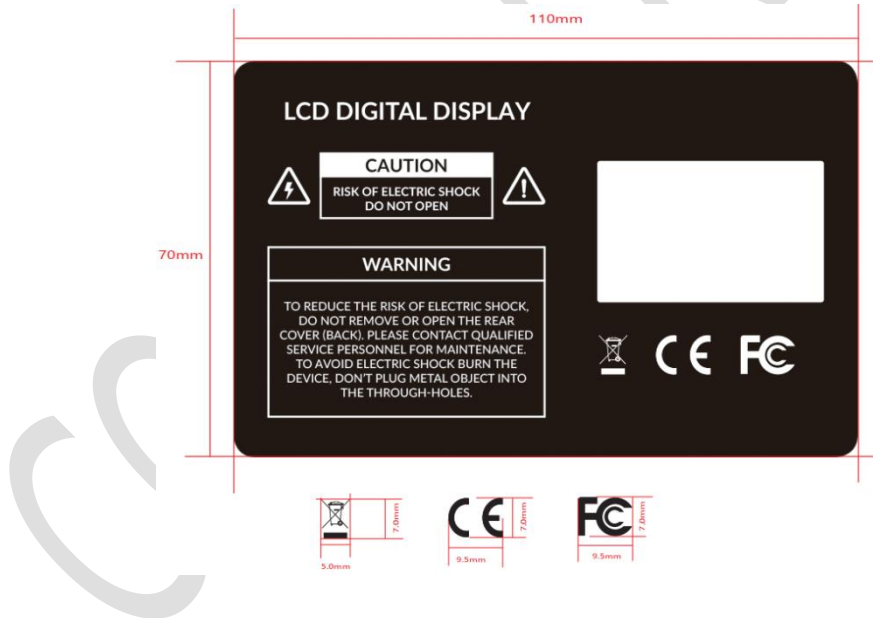
CONFIDENTIAL

File Type	<input type="checkbox"/> Management guide <input type="checkbox"/> Program File <input type="checkbox"/> Management standard <input checked="" type="checkbox"/> Technical manual <input type="checkbox"/> Standard class <input type="checkbox"/> Inspection specification <input type="checkbox"/> Inspection guide <input type="checkbox"/> Inspection standard <input type="checkbox"/> Guidance file <input type="checkbox"/> Technical standard						
File No.	GV-RD-PJ-039	Version	V1.0	Model	M55SAH	Pages	16

5.2. Packaging Drawings

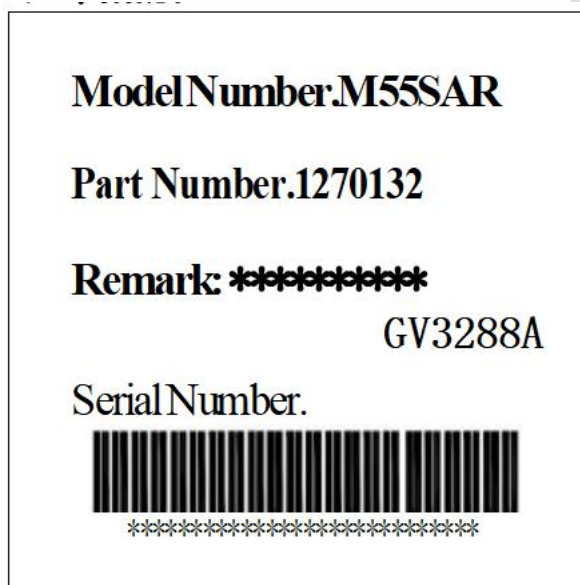
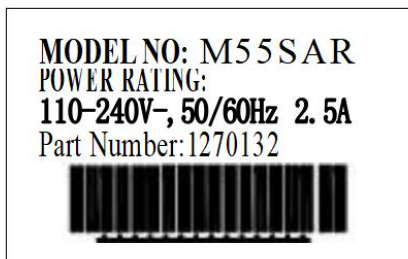


5.3. Nameplate



File Type	<input type="checkbox"/> Management guide <input type="checkbox"/> Program File <input type="checkbox"/> Management standard <input checked="" type="checkbox"/> Technical manual <input type="checkbox"/> Standard class <input type="checkbox"/> Inspection specification <input type="checkbox"/> Inspection guide <input type="checkbox"/> Inspection standard <input type="checkbox"/> Guidance file <input type="checkbox"/> Technical standard						
File No.	GV-RD-PJ-039	Version	V1.0	Model	M55SAH	Pages	16

5.4. Labels



Chapter 6. Environmental Requirement

6.1. Operating Temperature

Item	Symbol	Values			Unit	Note
		Min	Typ	Max		
Operating Temperature	Hop	0	-	40	°C	
Operating Ambient Humidity	Hop	10%	-	80%	%RH	Relative humidity (non-condensing).

File Type	<input type="checkbox"/> Management guide <input type="checkbox"/> Program File <input type="checkbox"/> Management standard <input checked="" type="checkbox"/> Technical manual <input type="checkbox"/> Standard class <input type="checkbox"/> Inspection specification <input type="checkbox"/> Inspection guide <input type="checkbox"/> Inspection standard <input type="checkbox"/> Guidance file <input type="checkbox"/> Technical standard						
File No.	GV-RD-PJ-039	Version	V1.0	Model	M55SAH	Pages	16

6.2. Storage Temperature

Item	Symbol	Values			Unit	Note
		Min	Typ	Max		
Storage Temperature	HST	-10	-	55	°C	
Storage Humidity	HST	10%	-	80%	%RH	relative humidity (non-condensing).

Chapter 7. ID Rendering

7.1. Six Sides Figure




File Type	<input type="checkbox"/> Management guide <input type="checkbox"/> Program File <input type="checkbox"/> Management standard <input checked="" type="checkbox"/> Technical manual <input type="checkbox"/> Standard class <input type="checkbox"/> Inspection specification <input type="checkbox"/> Inspection guide <input type="checkbox"/> Inspection standard <input type="checkbox"/> Guidance file <input type="checkbox"/> Technical standard						
File No.	GV-RD-PJ-039	Version	V1.0	Model	M55SAH	Pages	16

7.2. Front view



7.3. Back view



File Type	<input type="checkbox"/> Management guide <input type="checkbox"/> Program File <input type="checkbox"/> Management standard <input checked="" type="checkbox"/> Technical manual <input type="checkbox"/> Standard class <input type="checkbox"/> Inspection specification <input type="checkbox"/> Inspection guide <input type="checkbox"/> Inspection standard <input type="checkbox"/> Guidance file <input type="checkbox"/> Technical standard						
File No.	GV-RD-PJ-039	Version	V1.0	Model	M55SAH	Pages	16

7.4. End view



7.5. Interface rear view

