

Shanghai Goodview Electronic Technology Co., Ltd

# Specification

**L55H10**



Sign and Date by: \_\_\_\_\_

**Customer**

Sign and Date by: \_\_\_\_\_

**Good View**

|           |  |         |      |       |        |       |    |
|-----------|--|---------|------|-------|--------|-------|----|
| File Type | <input type="checkbox"/> Management guide <input type="checkbox"/> Program File <input type="checkbox"/> Management standard <input checked="" type="checkbox"/> Technical manual <input type="checkbox"/> Standard class<br><input type="checkbox"/> Inspection specification <input type="checkbox"/> Inspection guide <input type="checkbox"/> Inspection standard <input type="checkbox"/> Guidance file <input type="checkbox"/> Technical standard |         |      |       |        |       |    |
| File No.  | GV-RD-PJ-039   | Version | V2.0 | Model | L55H10 | Pages | 17 |

## Contents

|  |    |
|--|----|
| Contents .....                                   | 1  |
| Chapter 1. Revision History .....                | 2  |
| Chapter 2. Summary .....                         | 3  |
| 2.1. Statement .....                             | 3  |
| 2.2. Safety instructions .....                   | 4  |
| Chapter 3. Product Parameter .....               | 5  |
| 3.1. Main Technical Parameters .....             | 5  |
| 3.2. LCD Panel Technical Parameters .....        | 6  |
| 3.3. Input Signal .....                          | 7  |
| 3.3.1. HDMI Port .....                           | 7  |
| 3.3.2. VGA Port .....                            | 8  |
| 3.4. Specification Overview .....                | 8  |
| 3.4.1. AC Input Electrical Characteristics ..... | 8  |
| 3.4.2. Green mode function .....                 | 9  |
| 3.5. External Interface Portion .....            | 9  |
| Chapter 4. Mechanical Portion .....              | 10 |
| 4.1. Outline Drawing .....                       | 10 |
| Chapter 5. Packaging Portion .....               | 11 |
| 5.1. Packing Size .....                          | 11 |
| Chapter 6. Nameplate .....                       | 11 |
| Chapter 7. Labels .....                          | 12 |
| Chapter 8. Environmental Requirement .....       | 12 |
| 8.1. Operating Temperature .....                 | 12 |
| 8.2. Storage Temperature .....                   | 13 |
| Chapter 9. ID Rendering .....                    | 14 |
| 9.1. Six Sides Figure .....                      | 14 |
| 9.2. Front View .....                            | 15 |
| 9.3. Back View .....                             | 16 |
| 9.4. End View .....                              | 17 |
| 9.5. Interface Rear View .....                   | 18 |



|           |  |         |      |       |        |       |    |
|-----------|--|---------|------|-------|--------|-------|----|
| File Type | <input type="checkbox"/> Management guide <input type="checkbox"/> Program File <input type="checkbox"/> Management standard <input checked="" type="checkbox"/> Technical manual <input type="checkbox"/> Standard class<br><input type="checkbox"/> Inspection specification <input type="checkbox"/> Inspection guide <input type="checkbox"/> Inspection standard <input type="checkbox"/> Guidance file <input type="checkbox"/> Technical standard |         |      |       |        |       |    |
| File No.  | GV-RD-PJ-039   | Version | V2.0 | Model | L55H10 | Pages | 17 |

## Chapter 2. Summary

### 2.1. Statement

All parts of this product, including accessories and software, all the intellectual property right are owned by Shanghai Goodview Electronic Technology Co., Ltd. (hereinafter refers to "Goodview") or authorizes the relevant subjects xxxx to use. Without the permission of the right subjects, no copying or translation is allowed.

There is no any form of guarantee, position expression or other implication in this manual, if there is any direct or indirect loss of data, loss of profits or termination of business caused by the product information mentioned in this manual, Goodview and its employees are not liable for it. In addition to this, the product specifications and information mentioned in this manual are only for reference and will be updated at any time without further notice. Faults or damages caused by the following factors are not covered by free warranty:

- Damage caused by natural disasters (floods, fires, earthquakes, lightning strikes, typhoons, etc.), force majeure or inadvertent use of man-made operations.
- Self-assemble, repair, or send the product to a maintenance shop not authorized or certified by Goodview for inspection and repair.
- Damages and faults caused by users who may or request a third party to modify, repair, alter specifications and install, add and expand parts that are not sold, authorized or approved by our company without authorization.
- Usage problems and faults caused by improper installation and setting of software by users themselves.
- Problems and malfunctions caused by computer viruses.
- Warranty identification label of our company is torn or unrecognizable.
- Other problems and faults caused by abnormal use.

The product names mentioned in the user's manual are only for identification, and these names may belong to registered trademarks or copyrights of other companies.

Goodview reserves the right to change any or all specifications without notice. The information contained in this document is subject to change without notice.

For the latest upgrade information of product specifications, please call to Shanghai Goodview Electronic Technology Co., Ltd.

|           |  |         |      |       |        |       |    |
|-----------|--|---------|------|-------|--------|-------|----|
| File Type | <input type="checkbox"/> Management guide <input type="checkbox"/> Program File <input type="checkbox"/> Management standard <input checked="" type="checkbox"/> Technical manual <input type="checkbox"/> Standard class<br><input type="checkbox"/> Inspection specification <input type="checkbox"/> Inspection guide <input type="checkbox"/> Inspection standard <input type="checkbox"/> Guidance file <input type="checkbox"/> Technical standard |         |      |       |        |       |    |
| File No.  | GV-RD-PJ-039   | Version | V2.0 | Model | L55H10 | Pages | 17 |

## 2.2. Safety instructions

### Safety of Electrical

- ✧ In order to avoid serious damage caused by possible electric shock, please remove the power cord of the equipment temporarily from the power socket before moving the equipment
- ✧ When you want to add or remove the hardware device in the system, you must connect the data line of the device first and then the power line. If possible, unplug the power cord of the device before installing the hardware device.
- ✧ Before you connect or unplug any data lines from the module, make sure that all the power lines have been unplugged beforehand.
- ✧ Before using an extension card or an adapter card, we suggest that you seek for professional assistance first. These devices may interfere with the grounding circuit.
- ✧ Make sure that the voltage settings of the power supply have been adjusted to the voltage standard values used in the country/region. If you are not sure what the supply voltage value is in your area, please ask the local power company personnel nearby.
- ✧ If the power supply is damaged, please do not attempt to repair it by yourself. Please seek the help of professional technical service personnel.

### .....Safety in operation

- ✧ Before you install modules and add hardware devices, be sure to read the relevant information provided in this manual in detail.
- ✧ Before using the product, make sure that all the data lines and power lines are connected correctly. If you find any defects, please contact Goodview as soon as possible.
- ✧ In order to avoid electrical short circuit, make sure that all unused screw, paper clip and other parts are put away, and do not leave them on the module or in the equipment.
- ✧ Dust, moisture and drastic temperature changes will affect the life of the motherboard, so please try to avoid placing them in these places.
- ✧ Do not place the equipment in a place that is easy to shake.
- ✧ If there are any technical problems in the use of this product, please contact the technicians who have been verified or experienced.

|           |  |         |      |       |        |       |    |
|-----------|--|---------|------|-------|--------|-------|----|
| File Type | <input type="checkbox"/> Management guide <input type="checkbox"/> Program File <input type="checkbox"/> Management standard <input checked="" type="checkbox"/> Technical manual <input type="checkbox"/> Standard class<br><input type="checkbox"/> Inspection specification <input type="checkbox"/> Inspection guide <input type="checkbox"/> Inspection standard <input type="checkbox"/> Guidance file <input type="checkbox"/> Technical standard |         |      |       |        |       |    |
| File No.  | GV-RD-PJ-039   | Version | V2.0 | Model | L55H10 | Pages | 17 |

## Chapter 3. Product Parameter

### 3.1. Main Technical Parameters

| NO. | Subtype           | Name               | Parameter   | Unit | Note |
|-----|-------------------|--------------------|---|------|------|
| 1   |                   | Panel              | 54.64 inches (1387.8mm) LED   |      |      |
| 2   | Product Parameter | Product Size(mm)   | 1938.5(H)×744.0(V)×41.2(Top)  | mm   |      |
| 3   |                   | Active Size(mm)    | 1210.6mm(H) ×681.4mm(V))  | mm   |      |
| 4   |                   | Color              | White+Gold aluminum frame   |      |      |
| 5   |                   | Gross Weight       | 93  | KG   |      |
| 6   |                   | Net Weight         | 69.5  | KG   |      |
| 7   |                   | Speaker Power      | Stereo 2×10W 4Ω   | Watt |      |
| 8   |                   | Orientation        | Portrait  |      |      |
| 9   |                   | OSD Language       | Chinese   |      |      |
| 10  |                   | Play mode          | Playlist, multi windows play, column play                               |      |      |
| 11  |                   | Media Transmission | USB, LAN, WAN   |      |      |
| 12  | Function          | Smart Volume       | Based on time period  |      |      |
| 13  |                   | WatchDog           | Supported   |      |      |
| 14  |                   | Time control       | Multi Time Period auto on/off   |      |      |
| 15  |                   | Management         | GTV C/S structure, ADPE/Ezposter B/S structure<br>GTV publishing system |      |      |
| 16  | Core              | CPU                | RK 3288 Quad Core ARM Cortex A17 (Maximum 1.8GHz)                       |      |      |
| 17  |                   | GPU                | Quad Core ARMMail-764   |      |      |

|           |  |         |      |       |        |       |    |
|-----------|--|---------|------|-------|--------|-------|----|
| File Type | <input type="checkbox"/> Management guide <input type="checkbox"/> Program File <input type="checkbox"/> Management standard <input checked="" type="checkbox"/> Technical manual <input type="checkbox"/> Standard class<br><input type="checkbox"/> Inspection specification <input type="checkbox"/> Inspection guide <input type="checkbox"/> Inspection standard <input type="checkbox"/> Guidance file <input type="checkbox"/> Technical standard |         |      |       |        |       |    |
| File No.  | GV-RD-PJ-039   | Version | V2.0 | Model | L55H10 | Pages | 17 |

|    |             |  |             |   |     |  |  |
|----|-------------|--|-------------|---|-----|--|--|
| 18 |             | RAM  | DDR3 2GB    |   |     |  |  |
| 19 |             | Storage  | 8G eMMC     |   |     |  |  |
| 20 |             | OS   | Android 7.1 |   |     |  |  |
| 21 | Media       | Pics   | Extension   | *.jpg, *.jpeg, *.gif, *.bmp, *.png etc.           | TBD |  |  |
| 22 |             | Audio  | Extension   | *.mp3 etc   |     |  |  |
| 23 |             | Video  | Extension   | .MPEG1, MPEG2, MPEG4, WMV, MKV, AVI, TS, flv etc. |     |  |  |
| 24 |             | Text   | Extension   | .txt etc.   |     |  |  |
| 25 |             | HTML5  |             | Supported   |     |  |  |
| 26 |             | Installation Method  |             | Floor Standing                                    |     |  |  |
| 27 | Accessories | 1. Power cable * 1<br>2. Remote control * 1<br>3. AAA battery * 2<br>4. M8 Screws * 14<br>5. Key x1<br>6. M8 filler piece * 14 |             |   |     |  |  |

### 3.2. LCD Panel Technical Parameters

|                      | Symbol | Parameter      |       |     | Unit              | Note |
|----------------------|--------|----------------|-------|-----|-------------------|------|
|                      |        | Min            | Typ   | Max |                   |      |
| LCD Panel Siz        |        | -              | 54.64 | -   | inches            | Led  |
| Active Screen Size   |        | 1209.6 * 680.4 |       |     | mm                |      |
| Pixel Format         |        | 1920*1080      |       |     | Pixels            |      |
| Panel Luminance      |        | -              | 530   | -   | cd/m <sup>2</sup> |      |
| Production Luminance |        |                | 477   |     | cd/m <sup>2</sup> |      |

|           |  |         |      |       |        |       |    |
|-----------|--|---------|------|-------|--------|-------|----|
| File Type | <input type="checkbox"/> Management guide <input type="checkbox"/> Program File <input type="checkbox"/> Management standard <input checked="" type="checkbox"/> Technical manual <input type="checkbox"/> Standard class<br><input type="checkbox"/> Inspection specification <input type="checkbox"/> Inspection guide <input type="checkbox"/> Inspection standard <input type="checkbox"/> Guidance file <input type="checkbox"/> Technical standard |         |      |       |        |       |    |
| File No.  | GV-RD-PJ-039   | Version | V2.0 | Model | L55H10 | Pages | 17 |

|                     |                   |                             |       |    |     |  |
|---------------------|-------------------|-----------------------------|-------|----|-----|--|
| Contrast Ratio      | CR                | 900                         | 1300  | -  |     |  |
| Color Depth         |                   | 10bit, 1.07G Million colors |       |    |     |  |
| Pixel Pitch         |                   | 0.315*0.315                 |       |    | mm  |  |
| Color Temperature   |                   | 9000                        | 11000 |    | K   |  |
| Color Gamut         |                   |                             |       |    | %   |  |
| Response Time       | G to G<br>BW      | -                           | 9     | 13 | ms  |  |
| Backlight Life Time |                   | -                           | 30000 | -  | Hrs |  |
| Viewing Angle       | x axis, right=0°  | R                           | -     | 89 | -   |  |
|                     | x axis, left=180° | L                           | -     | 89 | -   |  |
|                     | y axis, up =90°   | U                           | -     | 89 | -   |  |
|                     | y axis, down=270° | D                           | -     | 89 | -   |  |

### 3.3. Input Signal

#### 3.3.1. HDMI Port

| Resolution | Refresh    |
|------------|------------|
| 1024x768   | @60Hz/50Hz |
| 1600x900   | @60Hz/50Hz |
| 1280x800   | @60Hz/50Hz |
| 1280x720   | @60Hz/50Hz |
| 1280x1024  | @60Hz/50Hz |
| 1360x768   | @60Hz/50Hz |
| 1366x768   | @60Hz/50Hz |
| 1440x900   | @60Hz/75Hz |
| 1680x1050  | @60Hz/50Hz |



|           |  |         |      |       |        |       |    |
|-----------|--|---------|------|-------|--------|-------|----|
| File Type | <input type="checkbox"/> Management guide <input type="checkbox"/> Program File <input type="checkbox"/> Management standard <input checked="" type="checkbox"/> Technical manual <input type="checkbox"/> Standard class<br><input type="checkbox"/> Inspection specification <input type="checkbox"/> Inspection guide <input type="checkbox"/> Inspection standard <input type="checkbox"/> Guidance file <input type="checkbox"/> Technical standard |         |      |       |        |       |    |
| File No.  | GV-RD-PJ-039   | Version | V2.0 | Model | L55H10 | Pages | 17 |

|           |            |
|-----------|------------|
| 1920x1080 | @60Hz/50Hz |
|-----------|------------|

### 3.3.2. VGA Port

| Resolution | Refresh    |
|------------|------------|
| 1024x768   | @60Hz/50Hz |
| 1600x900   | @60Hz/50Hz |
| 1280x800   | @60Hz/50Hz |
| 1280x720   | @60Hz/50Hz |
| 1280x1024  | @60Hz/50Hz |
| 1360x768   | @60Hz/50Hz |
| 1366x768   | @60Hz/50Hz |
| 1440x900   | @60Hz/75Hz |
| 1680x1050  | @60Hz/50Hz |
| 1920x1080  | @60Hz/50Hz |

## 3.4. Specification Overview

### 3.4.1. AC Input Electrical Characteristics

| Item                   | Symbol | Values |     |     | Unit | Note |
|------------------------|--------|--------|-----|-----|------|------|
|                        |        | Min    | Typ | Max |      |      |
| AC Power Input Voltage | AC IN  | 110    | 220 | 240 | VAC  |      |
| AC Power Input Current |        | /      | /   | 2.5 | AAC  |      |
| Power Consumption      |        | /      | /   | 155 | Watt |      |

|           |  |         |      |       |        |       |    |
|-----------|--|---------|------|-------|--------|-------|----|
| File Type | <input type="checkbox"/> Management guide <input type="checkbox"/> Program File <input type="checkbox"/> Management standard <input checked="" type="checkbox"/> Technical manual <input type="checkbox"/> Standard class<br><input type="checkbox"/> Inspection specification <input type="checkbox"/> Inspection guide <input type="checkbox"/> Inspection standard <input type="checkbox"/> Guidance file <input type="checkbox"/> Technical standard |         |      |       |        |       |    |
| File No.  | GV-RD-PJ-039   | Version | V2.0 | Model | L55H10 | Pages | 17 |

### 3.4.2. Green mode function

| Item                      | Symbol | Values |     |     | Unit | Note |
|---------------------------|--------|--------|-----|-----|------|------|
|                           |        | Min    | Typ | Max |      |      |
| Standby power consumption |        | /      | /   | 0.5 | Watt |      |

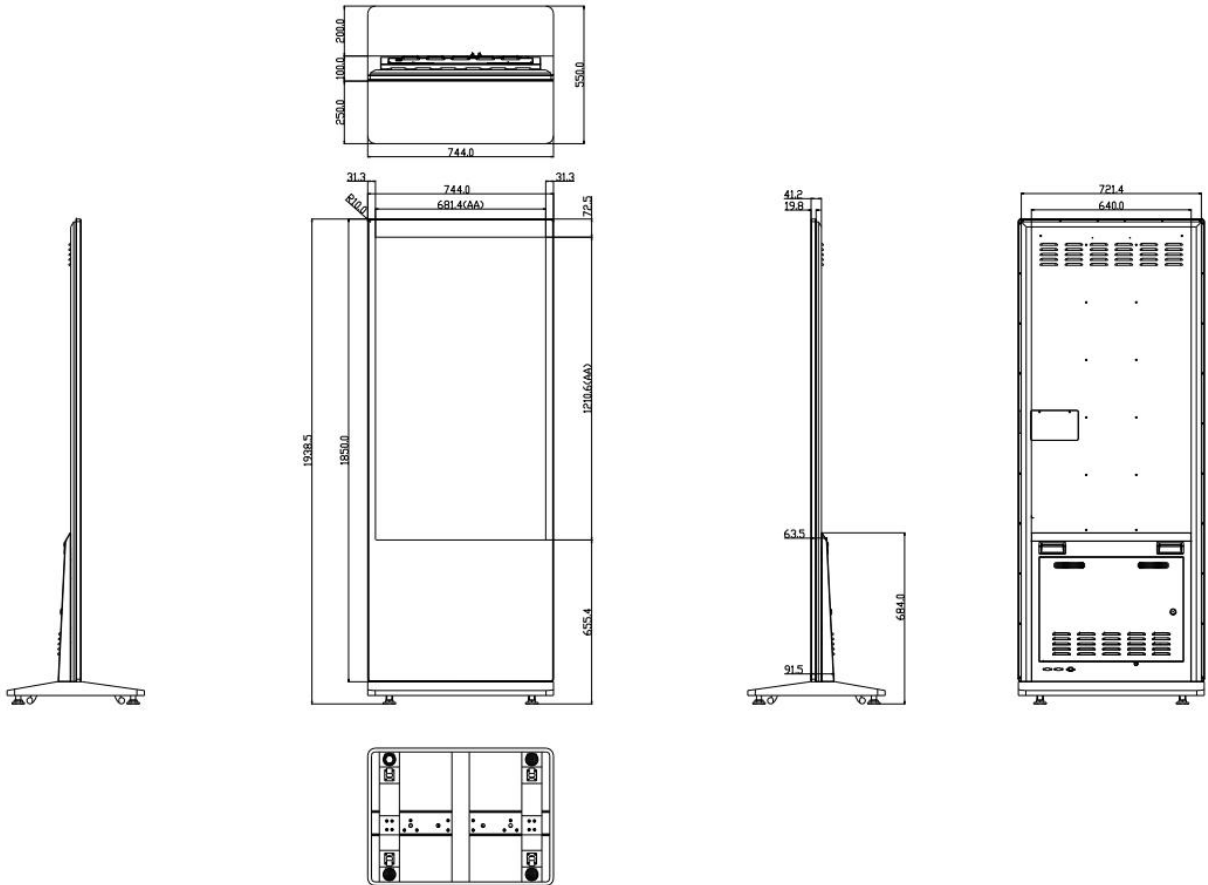
### 3.5. External Interface Portion

| NO | Subtype           | Name              | Number | Parameter                |
|----|-------------------|-------------------|--------|--------------------------|
|    | Ac input          | Coupler           | ×1     | top and twin-side bottom |
|    |                   | AC switch         | ×1     | Rocker Switch            |
|    | Control Terminals | USB2.0            | ×2     | USBHOST                  |
|    |                   | HDMI In           | ×1     | 2.0                      |
|    |                   | EthernetRJ45      | ×1     | 100M Ethernet            |
|    |                   | WiFi              | ×1     | 2.4G/5G 802.11b/g/n/ac   |
|    |                   | Bluetooth         |        | Bluetooth 4.2            |
|    |                   | Extension Storage | ×1     | Micro TF Card 32G (Max)  |

|           |  |         |      |       |        |       |    |
|-----------|--|---------|------|-------|--------|-------|----|
| File Type | <input type="checkbox"/> Management guide <input type="checkbox"/> Program File <input type="checkbox"/> Management standard <input checked="" type="checkbox"/> Technical manual <input type="checkbox"/> Standard class<br><input type="checkbox"/> Inspection specification <input type="checkbox"/> Inspection guide <input type="checkbox"/> Inspection standard <input type="checkbox"/> Guidance file <input type="checkbox"/> Technical standard |         |      |       |        |       |    |
| File No.  | GV-RD-PJ-039   | Version | V2.0 | Model | L55H10 | Pages | 17 |

## Chapter 4. Mechanical Portion

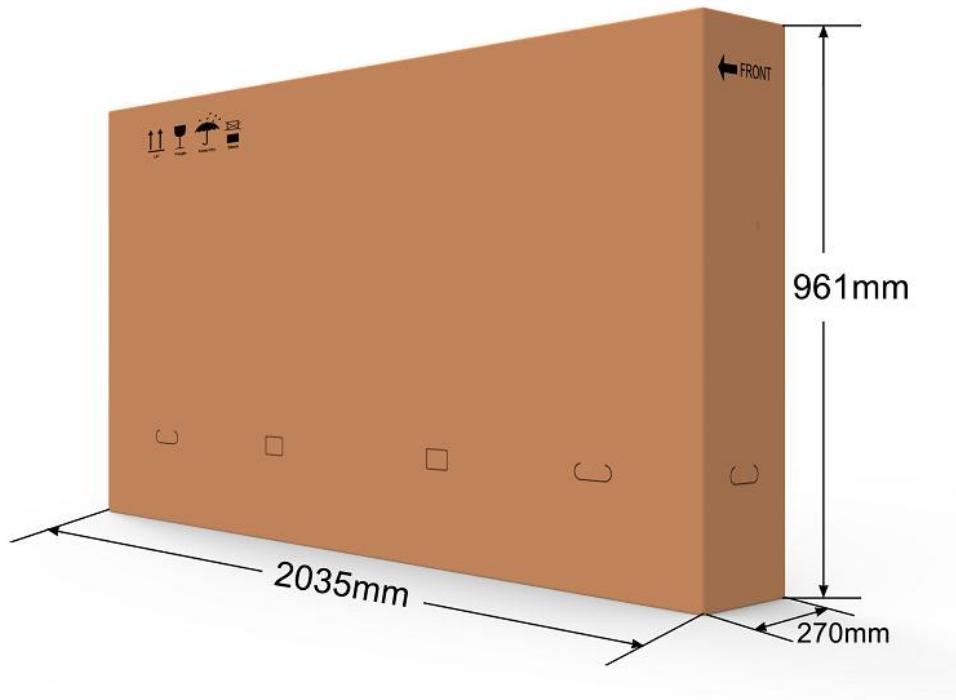
### 4.1. Outline Drawing



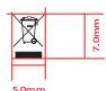
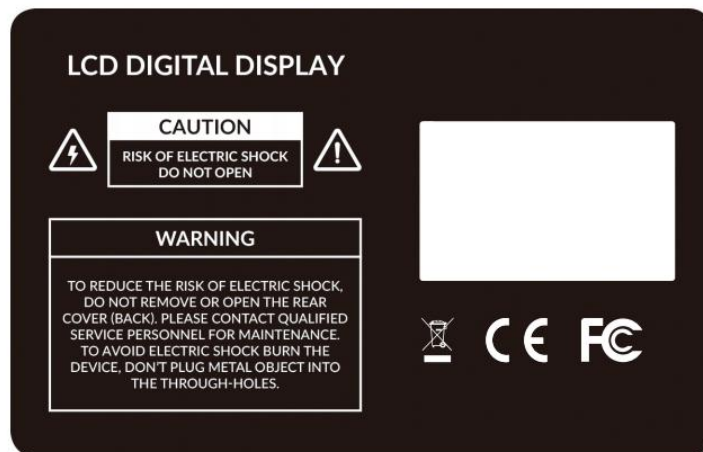
|           |  |         |      |       |        |       |    |
|-----------|--|---------|------|-------|--------|-------|----|
| File Type | <input type="checkbox"/> Management guide <input type="checkbox"/> Program File <input type="checkbox"/> Management standard <input checked="" type="checkbox"/> Technical manual <input type="checkbox"/> Standard class<br><input type="checkbox"/> Inspection specification <input type="checkbox"/> Inspection guide <input type="checkbox"/> Inspection standard <input type="checkbox"/> Guidance file <input type="checkbox"/> Technical standard |         |      |       |        |       |    |
| File No.  | GV-RD-PJ-039   | Version | V2.0 | Model | L55H10 | Pages | 17 |

## Chapter 5. Packaging Portion

### 5.1. Packing Size



## Chapter 6. Nameplate



|           |  |         |      |       |        |       |    |
|-----------|--|---------|------|-------|--------|-------|----|
| File Type | <input type="checkbox"/> Management guide <input type="checkbox"/> Program File <input type="checkbox"/> Management standard <input checked="" type="checkbox"/> Technical manual <input type="checkbox"/> Standard class<br><input type="checkbox"/> Inspection specification <input type="checkbox"/> Inspection guide <input type="checkbox"/> Inspection standard <input type="checkbox"/> Guidance file <input type="checkbox"/> Technical standard |         |      |       |        |       |    |
| File No.  | GV-RD-PJ-039   | Version | V2.0 | Model | L55H10 | Pages | 17 |

## Chapter 7. Labels



## Chapter 8. Environmental Requirement

### 8.1. Operating Temperature

| Item                       | Symbol | Values |     |     | Unit | Note                                |
|----------------------------|--------|--------|-----|-----|------|-------------------------------------|
|                            |        | Min    | Typ | Max |      |                                     |
| Operating Temperature      | Hop    | 0      | /   | 40  | °C   |                                     |
| Operating Ambient Humidity | Hop    | 10%    | /   | 80% | %RH  | Relative humidity (non-condensing). |

|           |  |         |      |       |        |       |    |
|-----------|--|---------|------|-------|--------|-------|----|
| File Type | <input type="checkbox"/> Management guide <input type="checkbox"/> Program File <input type="checkbox"/> Management standard <input checked="" type="checkbox"/> Technical manual <input type="checkbox"/> Standard class<br><input type="checkbox"/> Inspection specification <input type="checkbox"/> Inspection guide <input type="checkbox"/> Inspection standard <input type="checkbox"/> Guidance file <input type="checkbox"/> Technical standard |         |      |       |        |       |    |
| File No.  | GV-RD-PJ-039   | Version | V2.0 | Model | L55H10 | Pages | 17 |

## 8.2. Storage Temperature


| Item                | Symbol | Values |     |     | Unit | Note                                |
|---------------------|--------|--------|-----|-----|------|-------------------------------------|
|                     |        | Min    | Typ | Max |      |                                     |
| Storage Temperature | HST    | -10    | /   | 55  | °C   |                                     |
| Storage Humidity    | HST    | 10     | /   | 80% | %RH  | relative humidity (non-condensing). |

CONFIDENTIAL

|           |  |         |      |       |        |       |    |
|-----------|--|---------|------|-------|--------|-------|----|
| File Type | <input type="checkbox"/> Management guide <input type="checkbox"/> Program File <input type="checkbox"/> Management standard <input checked="" type="checkbox"/> Technical manual <input type="checkbox"/> Standard class<br><input type="checkbox"/> Inspection specification <input type="checkbox"/> Inspection guide <input type="checkbox"/> Inspection standard <input type="checkbox"/> Guidance file <input type="checkbox"/> Technical standard |         |      |       |        |       |    |
| File No.  | GV-RD-PJ-039   | Version | V2.0 | Model | L55H10 | Pages | 17 |


## Chapter 9. ID Rendering

### 9.1. Six Sides Figure



|           |  |         |      |       |        |       |    |
|-----------|--|---------|------|-------|--------|-------|----|
| File Type | <input type="checkbox"/> Management guide <input type="checkbox"/> Program File <input type="checkbox"/> Management standard <input checked="" type="checkbox"/> Technical manual <input type="checkbox"/> Standard class<br><input type="checkbox"/> Inspection specification <input type="checkbox"/> Inspection guide <input type="checkbox"/> Inspection standard <input type="checkbox"/> Guidance file <input type="checkbox"/> Technical standard |         |      |       |        |       |    |
| File No.  | GV-RD-PJ-039   | Version | V2.0 | Model | L55H10 | Pages | 17 |

## 9.2. Front View





|           |  |         |      |       |        |       |    |
|-----------|--|---------|------|-------|--------|-------|----|
| File Type | <input type="checkbox"/> Management guide <input type="checkbox"/> Program File <input type="checkbox"/> Management standard <input checked="" type="checkbox"/> Technical manual <input type="checkbox"/> Standard class<br><input type="checkbox"/> Inspection specification <input type="checkbox"/> Inspection guide <input type="checkbox"/> Inspection standard <input type="checkbox"/> Guidance file <input type="checkbox"/> Technical standard |         |      |       |        |       |    |
| File No.  | GV-RD-PJ-039   | Version | V2.0 | Model | L55H10 | Pages | 17 |

### 9.3. Back View



|           |   |   |  |  |   |
|-----------|---|---|--|--|---|
| File Type | <input type="checkbox"/> Management guide         | <input type="checkbox"/> Program File     | <input type="checkbox"/> Management standard | <input checked="" type="checkbox"/> Technical manual | <input type="checkbox"/> Standard class     |
|           | <input type="checkbox"/> Inspection specification | <input type="checkbox"/> Inspection guide | <input type="checkbox"/> Inspection standard | <input type="checkbox"/> Guidance file               | <input type="checkbox"/> Technical standard |

|          |              |         |      |       |        |       |    |
|----------|--------------|---------|------|-------|--------|-------|----|
| File No. | GV-RD-PJ-039 | Version | V2.0 | Model | L55H10 | Pages | 17 |
|----------|--------------|---------|------|-------|--------|-------|----|

#### 9.4. End View



|           |  |         |      |       |        |       |    |
|-----------|--|---------|------|-------|--------|-------|----|
| File Type | <input type="checkbox"/> Management guide <input type="checkbox"/> Program File <input type="checkbox"/> Management standard <input checked="" type="checkbox"/> Technical manual <input type="checkbox"/> Standard class<br><input type="checkbox"/> Inspection specification <input type="checkbox"/> Inspection guide <input type="checkbox"/> Inspection standard <input type="checkbox"/> Guidance file <input type="checkbox"/> Technical standard |         |      |       |        |       |    |
| File No.  | GV-RD-PJ-039   | Version | V2.0 | Model | L55H10 | Pages | 17 |

### 9.5. Interface Rear View



COM