


Shanghai Goodview Electronic Technology Co., Ltd

# Specification

**L49H10**



Sign and Date by: \_\_\_\_\_

**Customer**

Sign and Date by: \_\_\_\_\_

**Good View**

File Type	<input type="checkbox"/> Management guide <input type="checkbox"/> Program File <input type="checkbox"/> Management standard <input checked="" type="checkbox"/> Technical manual <input type="checkbox"/> Standard class <input type="checkbox"/> Inspection specification <input type="checkbox"/> Inspection guide <input type="checkbox"/> Inspection standard <input type="checkbox"/> Guidance file <input type="checkbox"/> Technical standard						
File No.	GV-RD-PJ-039	Version	V1.0	Model	L49H10	Pages	18

## Contents

Contents .....	1
Chapter 1. Revision History .....	2
Chapter 2. Summary .....	3
2.1. Statement .....	3
2.2. Safety instructions .....	4
Chapter 3. Product Parameter .....	5
3.1. Main Technical Parameters .....	5
3.2. LCD Panel Technical Parameters .....	6
3.3. Input Signal .....	7
3.3.1. HDMI Port .....	7
3.3.2. VGA Port .....	8
3.4. Specification Overview .....	8
3.4.1. AC Input Electrical Characteristics .....	8
3.4.2. Green mode function .....	9
3.5. External Interface Portion .....	9
Chapter 4. Mechanical Portion .....	9
4.1. Outline Drawing .....	9
Chapter 5. Packaging Portion .....	10
5.1. Packing Size .....	10
Chapter 6. Nameplate .....	11
Chapter 7. Labels .....	12
Chapter 8. Environmental Requirement .....	12
8.1. Operating Temperature .....	12
8.2. Storage Temperature .....	13
Chapter 9. ID Rendering .....	14
9.1. Six Sides Figure .....	14
9.2. Front View .....	15
9.3. Back View .....	16
9.4. End View .....	17
9.5. Interface Rear View .....	18

File Type     Management guide     Program File     Management standard     Technical manual     Standard class  
 Inspection specification     Inspection guide     Inspection standard     Guidance file     Technical standard

File No.	GV-RD-PJ-039	Version	V1.0	Model	L49H10	Pages	18
----------	--------------	---------	------	-------	--------	-------	----

### Chapter 1. Revision History

Product No.	Version	Revision History	Released Date	Written By	Audit	Approval
1250437	V1.0	First Issue	2022/4/25	计富行 喻小峰	/	王晓帆

File Type	<input type="checkbox"/> Management guide <input type="checkbox"/> Program File <input type="checkbox"/> Management standard <input checked="" type="checkbox"/> Technical manual <input type="checkbox"/> Standard class <input type="checkbox"/> Inspection specification <input type="checkbox"/> Inspection guide <input type="checkbox"/> Inspection standard <input type="checkbox"/> Guidance file <input type="checkbox"/> Technical standard						
File No.	GV-RD-PJ-039	Version	V1.0	Model	L49H10	Pages	18

## Chapter 2. Summary

### 2.1. Statement

All parts of this product, including accessories and software, all the intellectual property right are owned by Shanghai Goodview Electronic Technology Co., Ltd. (hereinafter refers to "Goodview") or authorizes the relevant subjects xxxx to use. Without the permission of the right subjects, no copying or translation is allowed.

There is no any form of guarantee, position expression or other implication in this manual, if there is any direct or indirect loss of data, loss of profits or termination of business caused by the product information mentioned in this manual, Goodview and its employees are not liable for it. In addition to this, the product specifications and information mentioned in this manual are only for reference and will be updated at any time without further notice. Faults or damages caused by the following factors are not covered by free warranty:

- Damage caused by natural disasters (floods, fires, earthquakes, lightning strikes, typhoons, etc.), force majeure or inadvertent use of man-made operations.
- Self-assemble, repair, or send the product to a maintenance shop not authorized or certified by Goodview for inspection and repair.
- Damages and faults caused by users who may or request a third party to modify, repair, alter specifications and install, add and expand parts that are not sold, authorized or approved by our company without authorization.
- Usage problems and faults caused by improper installation and setting of software by users themselves.
- Problems and malfunctions caused by computer viruses.
- Warranty identification label of our company is torn or unrecognizable.
- Other problems and faults caused by abnormal use.

The product names mentioned in the user's manual are only for identification, and these names may belong to registered trademarks or copyrights of other companies.

Goodview reserves the right to change any or all specifications without notice. The information contained in this document is subject to change without notice.

For the latest upgrade information of product specifications, please call to Shanghai Goodview Electronic Technology Co., Ltd.

File Type	<input type="checkbox"/> Management guide <input type="checkbox"/> Program File <input type="checkbox"/> Management standard <input checked="" type="checkbox"/> Technical manual <input type="checkbox"/> Standard class <input type="checkbox"/> Inspection specification <input type="checkbox"/> Inspection guide <input type="checkbox"/> Inspection standard <input type="checkbox"/> Guidance file <input type="checkbox"/> Technical standard						
File No.	GV-RD-PJ-039	Version	V1.0	Model	L49H10	Pages	18

## 2.2. Safety instructions

### Safety of Electrical

- ✧ In order to avoid serious damage caused by possible electric shock, please remove the power cord of the equipment temporarily from the power socket before moving the equipment
- ✧ When you want to add or remove the hardware device in the system, you must connect the data line of the device first and then the power line. If possible, unplug the power cord of the device before installing the hardware device.
- ✧ Before you connect or unplug any data lines from the module, make sure that all the power lines have been unplugged beforehand.
- ✧ Before using an extension card or an adapter card, we suggest that you seek for professional assistance first. These devices may interfere with the grounding circuit.
- ✧ Make sure that the voltage settings of the power supply have been adjusted to the voltage standard values used in the country/region. If you are not sure what the supply voltage value is in your area, please ask the local power company personnel nearby.
- ✧ If the power supply is damaged, please do not attempt to repair it by yourself. Please seek the help of professional technical service personnel.

### Safety in operation

- ✧ Before you install modules and add hardware devices, be sure to read the relevant information provided in this manual in detail.
- ✧ Before using the product, make sure that all the data lines and power lines are connected correctly. If you find any defects, please contact Goodview as soon as possible.
- ✧ In order to avoid electrical short circuit, make sure that all unused screw, paper clip and other parts are put away, and do not leave them on the module or in the equipment.
- ✧ Dust, moisture and drastic temperature changes will affect the life of the motherboard, so please try to avoid placing them in these places.
- ✧ Do not place the equipment in a place that is easy to shake.
- ✧ If there are any technical problems in the use of this product, please contact the technicians who have been verified or experienced.

File Type	<input type="checkbox"/> Management guide <input type="checkbox"/> Program File <input type="checkbox"/> Management standard <input checked="" type="checkbox"/> Technical manual <input type="checkbox"/> Standard class <input type="checkbox"/> Inspection specification <input type="checkbox"/> Inspection guide <input type="checkbox"/> Inspection standard <input type="checkbox"/> Guidance file <input type="checkbox"/> Technical standard						
File No.	GV-RD-PJ-039	Version	V1.0	Model	L49H10	Pages	18

## Chapter 3. Product Parameter

### 3.1. Main Technical Parameters

NO	Subtype	Name	Parameter	Unit	Note
1		Panel	49 inches LED		
2	Parameter	Product Size(mm)	1870.1(H)×665.6(V)×41.2(Top)	mm	
3		Active Size(mm)	1072.78mm(H) ×603mm(V))	mm	
4		Color	White		
5		Gross Weight	78	KG	
6		Net Weight	58	KG	
7		Speaker Power	Stereo 2×10W 4Ω	Watt	
8		Orientation	Portrait		
9		OSD Language	English / Chinese		
10		Play mode	Playlist, multi windows play, column play		
11		Media Transmission	USB, LAN, WAN		
12		Function	Smart Volume	Based on time period	
13	WatchDog		Supported		
14	Time control		Multi Time Period auto on/off		
15		Management	GTV C/S structure, ADPE/Ezposter B/S structure GTV publishing system		
16	Core	CPU	RK 3288 Quad ARM Cortex A17 (Maximum 1.6GHz)		
17		GPU	Quad ARMMail-764		
18		RAM	DDR3 2GB		

File Type	<input type="checkbox"/> Management guide <input type="checkbox"/> Program File <input type="checkbox"/> Management standard <input checked="" type="checkbox"/> Technical manual <input type="checkbox"/> Standard class <input type="checkbox"/> Inspection specification <input type="checkbox"/> Inspection guide <input type="checkbox"/> Inspection standard <input type="checkbox"/> Guidance file <input type="checkbox"/> Technical standard						
File No.	GV-RD-PJ-039	Version	V1.0	Model	L49H10	Pages	18

19		Storage	8G eMMC				
20		OS	Android 7.1				
21	Media	Pics	Extension	*.jpg, *.jpeg, *.gif, *.bmp, *.png	TBD		
22		Audio	Extension	*.mp3			
23		Video	Extension	.MPEG+1, MPEG2, MPEG4, WMV, MKV, AVI, TS, flv etc.			
24		Text	Extension	.txt			
25		HTML 5		Supported			
26	Installing method		Floor Standing				
27	Accessories	<ol style="list-style-type: none"> <li>1. Power cable * 1</li> <li>2. Remote control * 1</li> <li>3. AAA battery * 2</li> <li>4. M8 Screws * 14</li> <li>5. Key * 1</li> <li>6. M8 filler piece * 14</li> <li>7. M8 screw * 14</li> </ol>					

### 3.2. LCD Panel Technical Parameters

	Symbol	Parameter			Unit	Note
		Min	Typ	Max		
LCDPanel Siz		-	48.5	-	inches	Led
Active Screen Size		1073.8 * 604.0			mm	
Pixel Format		1920*1080			Pixels	
Panel Luminance		-	400	-	cd/m <sup>2</sup>	
Production Luminance			360		cd/m <sup>2</sup>	
Contrast Ratio	CR	-	1200	-		

File Type	<input type="checkbox"/> Management guide <input type="checkbox"/> Program File <input type="checkbox"/> Management standard <input checked="" type="checkbox"/> Technical manual <input type="checkbox"/> Standard class <input type="checkbox"/> Inspection specification <input type="checkbox"/> Inspection guide <input type="checkbox"/> Inspection standard <input type="checkbox"/> Guidance file <input type="checkbox"/> Technical standard						
File No.	GV-RD-PJ-039	Version	V1.0	Model	L49H10	Pages	18

Color Depth		8bit, 16.7 Million colors				
Pixel Pitch		0.18642*0.55926			mm	
Color Temperature		/			K	
Color Gamut		68			%	
Response Time		G to G	-	8	-	ms
		BW				
Backlight Life Time		15000			Hrs	
Viewing Angle	x axis, right=0°	R	-	89	-	
	x axis, left=180°	L	-	89	-	
	y axis, up =90°	U	-	89	-	
	y axis, down=270°	D	-	89	-	

### 3.3. Input Signal

#### 3.3.1. HDMI Port

Resolution	Refresh
1024x768	@60Hz/50Hz
1600x900	@60Hz/50Hz
1280x800	@60Hz/50Hz
1280x720	@60Hz/50Hz
1280x1024	@60Hz/50Hz
1360x768	@60Hz/50Hz
1366x768	@60Hz/50Hz
1440x900	@60Hz/75Hz
1680x1050	@60Hz/50Hz
1920x1080	@60Hz/50Hz



File Type	<input type="checkbox"/> Management guide <input type="checkbox"/> Program File <input type="checkbox"/> Management standard <input checked="" type="checkbox"/> Technical manual <input type="checkbox"/> Standard class <input type="checkbox"/> Inspection specification <input type="checkbox"/> Inspection guide <input type="checkbox"/> Inspection standard <input type="checkbox"/> Guidance file <input type="checkbox"/> Technical standard						
-----------	--	--	--	--	--	--	--

File No.	GV-RD-PJ-039	Version	V1.0	Model	L49H10	Pages	18
----------	--------------	---------	------	-------	--------	-------	----

### 3.3.2. VGA Port

Resolution	Refresh
1024x768	@60Hz/50Hz
1600x900	@60Hz/50Hz
1280x800	@60Hz/50Hz
1280x720	@60Hz/50Hz
1280x1024	@60Hz/50Hz
1360x768	@60Hz/50Hz
1366x768	@60Hz/50Hz
1440x900	@60Hz/75Hz
1680x1050	@60Hz/50Hz
1920x1080	@60Hz/50Hz

## 3.4. Specification Overview

### 3.4.1. AC Input Electrical Characteristics

Item	Symbol	Values			Unit	Note
		Min	Typ	Max		
AC Power Input Voltage	AC IN	110	220	240	VAC	
AC Power Input Current		/	/	1.6	AAC	
Power Consumption		/	110	115	Watt	

File Type	<input type="checkbox"/> Management guide <input type="checkbox"/> Program File <input type="checkbox"/> Management standard <input checked="" type="checkbox"/> Technical manual <input type="checkbox"/> Standard class <input type="checkbox"/> Inspection specification <input type="checkbox"/> Inspection guide <input type="checkbox"/> Inspection standard <input type="checkbox"/> Guidance file <input type="checkbox"/> Technical standard						
File No.	GV-RD-PJ-039	Version	V1.0	Model	L49H10	Pages	18

### 3.4.2. Green mode function

Item	Symbol	Values			Unit	Note
		Min	Typ	Max		
Standby power consumption		/	/	0.5	Watt	

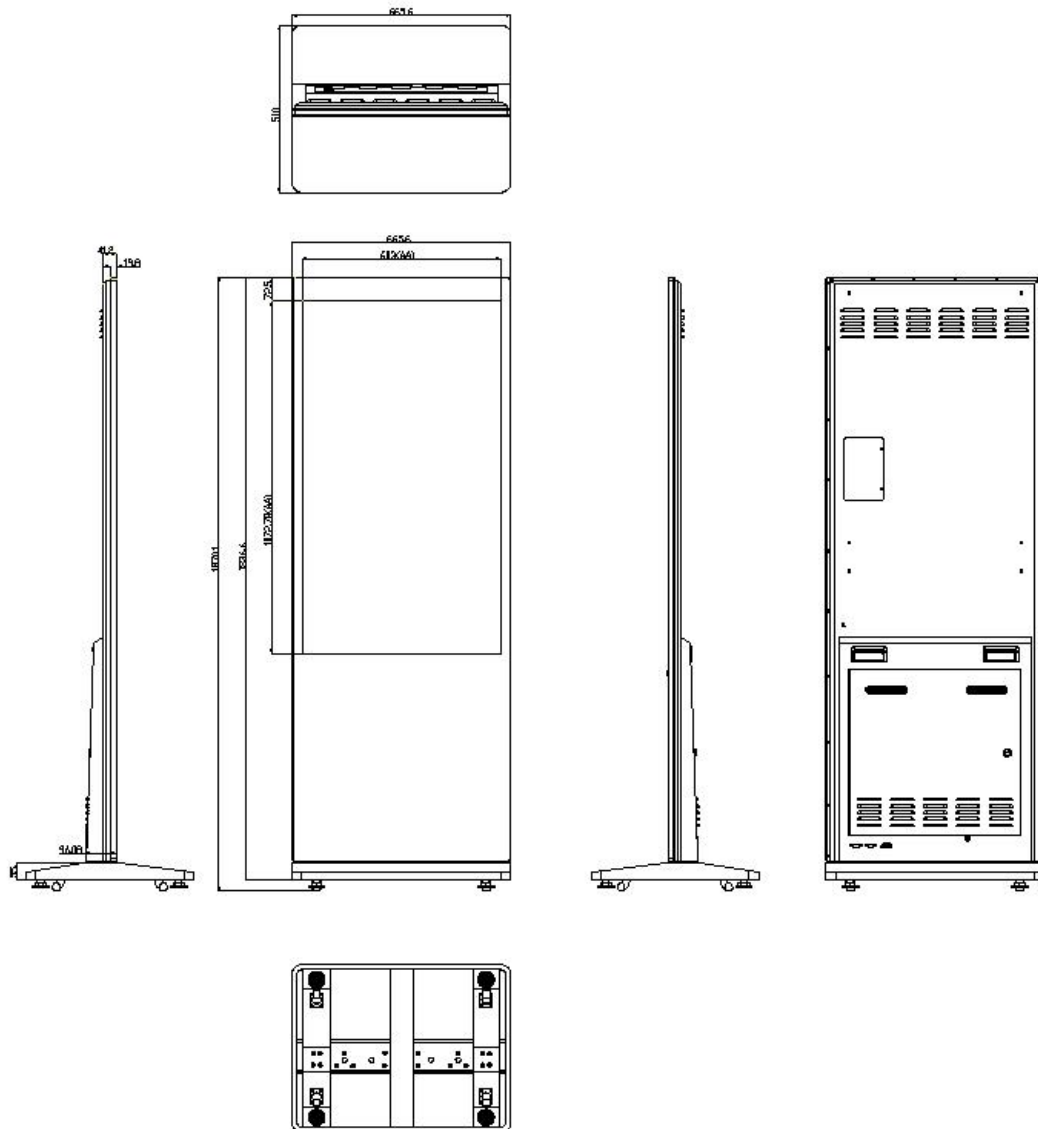
### 3.5. External Interface Portion

NO	Subtype	Name	Number	Parameter
	Ac input	Coupler	×1	One top and twin side bottom
		AC switch	×1	Rocker Switch
	Control	USB2.0	×2	USB HOST
		EthernetRJ45	×1	100M Ethernet
	Terminals	WiFi	×1	2.4G/5G 802.11b/g/n/ac
		Bluetooth		Bluetooth 4.2
		Extension Storage	×1	Micro TF Card 32G (Max)

## Chapter 4. Mechanical Portion

### 4.1. Outline Drawing

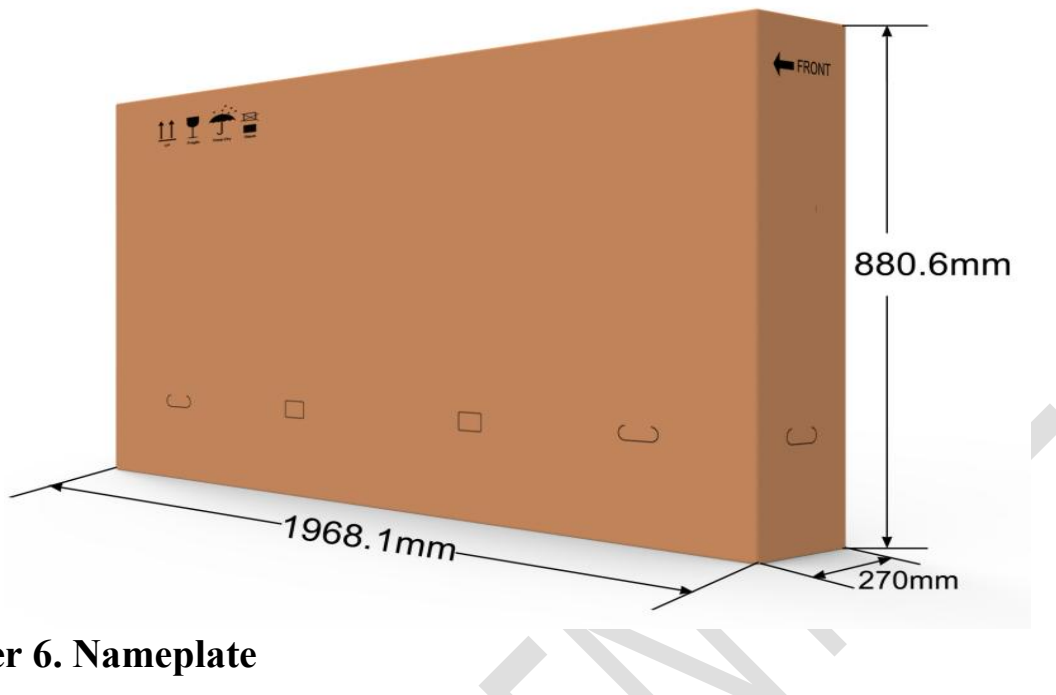
File Type	<input type="checkbox"/> Management guide <input type="checkbox"/> Program File <input type="checkbox"/> Management standard <input checked="" type="checkbox"/> Technical manual <input type="checkbox"/> Standard class <input type="checkbox"/> Inspection specification <input type="checkbox"/> Inspection guide <input type="checkbox"/> Inspection standard <input type="checkbox"/> Guidance file <input type="checkbox"/> Technical standard						
File No.	GV-RD-PJ-039	Version	V1.0	Model	L49H10	Pages	18



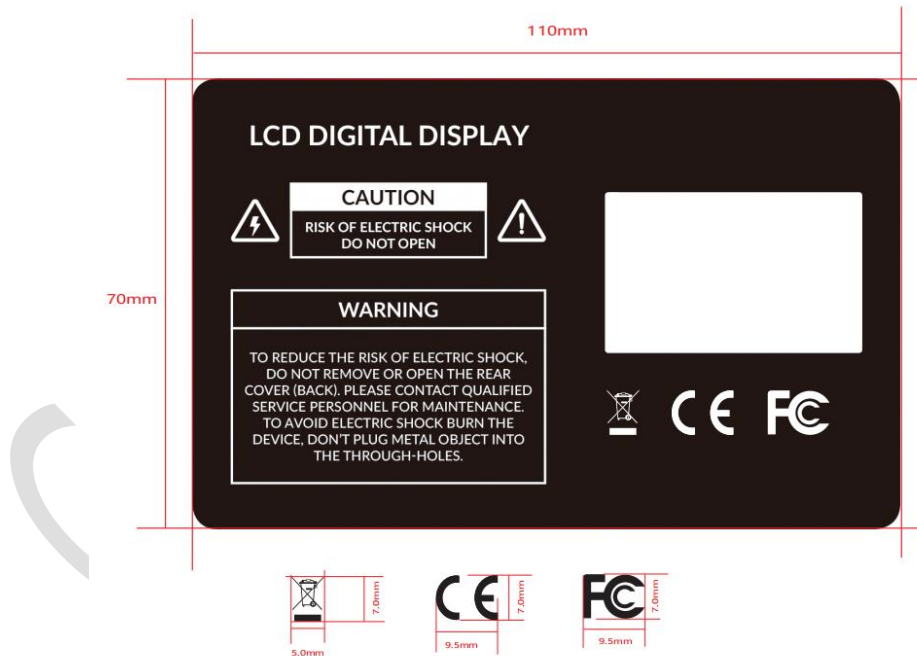
## Chapter 5. Packaging Portion

### 5.1. Packing Size

File Type	<input type="checkbox"/> Management guide <input type="checkbox"/> Program File <input type="checkbox"/> Management standard <input checked="" type="checkbox"/> Technical manual <input type="checkbox"/> Standard class <input type="checkbox"/> Inspection specification <input type="checkbox"/> Inspection guide <input type="checkbox"/> Inspection standard <input type="checkbox"/> Guidance file <input type="checkbox"/> Technical standard						
File No.	GV-RD-PJ-039	Version	V1.0	Model	L49H10	Pages	18




## Chapter 6. Nameplate



File Type	<input type="checkbox"/> Management guide <input type="checkbox"/> Program File <input type="checkbox"/> Management standard <input checked="" type="checkbox"/> Technical manual <input type="checkbox"/> Standard class <input type="checkbox"/> Inspection specification <input type="checkbox"/> Inspection guide <input type="checkbox"/> Inspection standard <input type="checkbox"/> Guidance file <input type="checkbox"/> Technical standard						
File No.	GV-RD-PJ-039	Version	V1.0	Model	L49H10	Pages	18

## Chapter 7. Labels

MODEL NO: **L49H10**  
 POWER RATING:  
 110~240V, 50/60Hz,1.6A  
 Part Number : 1250437

S/N:   
 \*\*\*\*\*

Model Number: L49H10

Part Number:1250437

Remark: \*\*\*\*\*  
 GV3288A

Serial Number:  
  
 \*\*\*\*\*

## Chapter 8. Environmental Requirement

### 8.1. Operating Temperature

Item	Symbol	Values			Unit	Note
		Min	Typ	Max		
Operating Temperature	Hop	0	/	40	°C	
Operating Ambient Humidity	Hop	10%	/	80%	%RH	Relative humidity (non-condensing).

File Type  Management guide  Program File  Management standard  Technical manual  Standard class  
 Inspection specification  Inspection guide  Inspection standard  Guidance file  Technical standard

File No.	GV-RD-PJ-039	Version	V1.0	Model	L49H10	Pages	18
----------	--------------	---------	------	-------	--------	-------	----

## 8.2. Storage Temperature

Item	Symbol	Values			Unit	Note
		Min	Typ	Max		
Storage Temperature	HST	-10	/	55	°C	
Storage Humidity	HST	10	/	80%	%RH	relative humidity (non-condensing).

File Type	<input type="checkbox"/> Management guide <input type="checkbox"/> Program File <input type="checkbox"/> Management standard <input checked="" type="checkbox"/> Technical manual <input type="checkbox"/> Standard class <input type="checkbox"/> Inspection specification <input type="checkbox"/> Inspection guide <input type="checkbox"/> Inspection standard <input type="checkbox"/> Guidance file <input type="checkbox"/> Technical standard						
File No.	GV-RD-PJ-039	Version	V1.0	Model	L49H10	Pages	18


## Chapter 9. ID Rendering

### 9.1. Six Sides Figure



File Type	<input type="checkbox"/> Management guide <input type="checkbox"/> Program File <input type="checkbox"/> Management standard <input checked="" type="checkbox"/> Technical manual <input type="checkbox"/> Standard class <input type="checkbox"/> Inspection specification <input type="checkbox"/> Inspection guide <input type="checkbox"/> Inspection standard <input type="checkbox"/> Guidance file <input type="checkbox"/> Technical standard						
File No.	GV-RD-PJ-039	Version	V1.0	Model	L49H10	Pages	18

## 9.2. Front View





File Type	<input type="checkbox"/> Management guide <input type="checkbox"/> Program File <input type="checkbox"/> Management standard <input checked="" type="checkbox"/> Technical manual <input type="checkbox"/> Standard class <input type="checkbox"/> Inspection specification <input type="checkbox"/> Inspection guide <input type="checkbox"/> Inspection standard <input type="checkbox"/> Guidance file <input type="checkbox"/> Technical standard						
File No.	GV-RD-PJ-039	Version	V1.0	Model	L49H10	Pages	18


### 9.3. Back View



File Type	<input type="checkbox"/> Management guide <input type="checkbox"/> Program File <input type="checkbox"/> Management standard <input checked="" type="checkbox"/> Technical manual <input type="checkbox"/> Standard class <input type="checkbox"/> Inspection specification <input type="checkbox"/> Inspection guide <input type="checkbox"/> Inspection standard <input type="checkbox"/> Guidance file <input type="checkbox"/> Technical standard						
-----------	--	--	--	--	--	--	--

File No.	GV-RD-PJ-039	Version	V1.0	Model	L49H10	Pages	18
----------	--------------	---------	------	-------	--------	-------	----

#### 9.4. End View



File Type	<input type="checkbox"/> Management guide <input type="checkbox"/> Program File <input type="checkbox"/> Management standard <input checked="" type="checkbox"/> Technical manual <input type="checkbox"/> Standard class <input type="checkbox"/> Inspection specification <input type="checkbox"/> Inspection guide <input type="checkbox"/> Inspection standard <input type="checkbox"/> Guidance file <input type="checkbox"/> Technical standard						
File No.	GV-RD-PJ-039	Version	V1.0	Model	L49H10	Pages	18

## 9.5. Interface Rear View

